



La gamme de switches NETGEAR M4200 est une solution unique et efficace pour accompagner les déploiements Wifi 802.11ac Wave 2. Le M4200 est le premier switch 8 x 2.5G Multi-Gigabit équipé de la fonctionnalité full PoE+ sur tous les ports et de 2 x 10 Gigabit pour des liaisons uplinks vers l'armoire de câblage. Les fonctionnalités de niveau 3 comprennent le routage statique et le routage dynamique avec le protocole RIP. Le M4200 NETGEAR est prêt pour les futures évolutions grâce aux fonctions SDN (Software-defined Network) et OpenFlow 1.3 activées sur votre réseau.

Les solutions de switching intelligentes pour la périphérie de réseau NETGEAR combinent les dernières avancées matérielles et le génie logiciel pour une plus grande flexibilité, plus de facilité, une protection accrue des investissements et une meilleure valeur ajoutée.

En résumé

Multi-Gigabit Ethernet

- Le ProSAFE® M4200-10MG-PoE+ dispose de ports 1G/2.5G/5G NBASE-T ports et de liens d'agrégation filaires 8 x 2.5G / 2 x 10G.
- Accès aux couches réseaux pour les points d'accès Wifi 802.11ac avec un approvisionnement PoE+ total et compatible avec les installations 3x3 et 4x4 Wave2

Haute flexibilité

- Conception offrant des options de montage faciles que ce soit sur un mur, sur un poteau rond ou carré ou un rack standard de 19 pouces
- Positionnement fiable dans des plafonds suspendus ou dans les conduites d'aérations où d'autres switches ne peuvent pas être déployés. Placement vertical, horizontal sur des surfaces ou perpendiculaire

Moins complexe

- Les fonctionnalités comprenant le switching de niveau 2 (Contrôle d'accès à plusieurs niveaux, auto-VoIP, auto-iSCSI) et routage de niveau 3 (statique ou RIP) est disponible sans l'achat de licence
- L'installation automatique innovante DHCP/BootP comprend le firmware et le téléchargement automatique du fichier de configuration

Protection des investissements

- Le Multi-Gigabit NBASE-T permet d'accéder à des vitesses 2.5 à 5 fois plus rapides sur des câbles Cat5e/Cat6 de 100 m max et fournit une compatibilité des connexions 100M et G igit
- Même si une entreprise n'est pas prête pour le RPS, le support OpenFlow offre une conception prête pour les évolutions futures pour une protection maximale des investissements.

Services sécurisés

- Avec la hiérarchisation successive, le gestionnaire d'authentification permet une certification par port pour une authentification basées sur plusieurs niveaux dans les délais d'attente préétablis

- Les politiques de sécurité sont puissantes et simples à mettre en œuvre avec la méthode BYOD, tiered Dot1x -> MAB -> authentification du portail captif

Management standard

- Interface de management en ligne de commande standard (CLI), interface de management via une interface web graphique (GUI), SNMP, sFlow et RSPAN
- Plateforme de gestion transparente NMS300 qui permet la mise à jour unifiée des firmwares et supporte la configuration de masse

Garantie

- La gamme NETGEAR M4200 est couverte par la garantie à vie ProSAFE*
- Support technique téléphonique d'une durée de 90 jours ou par email, support technique à vie via Chat en ligne, remplacement matériel le jour ouvrable suivant à vie.

Page 2	Les modèles en bref
Page 3	Fonctionnalités
Page 4-10	Caractéristiques
Page 11	Applications cibles
Page 12-13	Composants et modules
Page 14-31	Spécifications techniques



Matériel

			FACADE				ARRIERE	MANAGEMENT		
Nom du modèle	Format	Switching	Ports 100/1000/2.5G BASE-T RJ45	Ports 100/1000/2.5G/5G BASE-T RJ45	Ports 1000/10GBASE-X SFP+	Alim.	Ventilateur	Console Hors bande		Référence
M4200-10MG-PoE+	Largeur totale 1 unité 1U rackable (10 cm) de profondeur	90 Gbps	6 ports PoE+ 100M; 1G; 2.5G	2 ports PoE+ 100M; 1G; 2.5G; 5G	2 ports 1G; 10G	Interne	Fixe Côte à côte 28.9dB Faible acoustique	Ethernet : port Gigabit Out-of-band (en façade) Console : RJ45 RS232 (en façade) Console : Mini-USB (en façade) Stockage : USB (en façade)		GSM4210P
			Budget PoE 240W PoE 8 ports Multigigabit et prise en charge PoE+							


Software

PACKAGE DE NIVEAU 3												
Nom du modèle	Management	Optimisation de l'utilisation	IPv4/IPv6 ACL et QoS, DiffServ	IPv4/IPv6 Multicast filtering	IPv4 / IPv6 Policing et Convergence	Spanning Tree Green Ethernet	VLANs	Trunking Port Channel	Authentification Sécurité IPv4/IPv6	Routage statique IPv4/IPv6	IPv4 dynamique Routage	Référence
M4200-10MG-PoE+	Out-of-band; Web GUI; HTTPs; CLI; Telnet; SSH SNMP, MIBs RSPAN Utilisateurs Radius, TACACS+	Liens dépendants (Activer ou désactiver un ou plusieurs ports en fonction de l'état du lien sur un ou plusieurs ports différents) Syslog et la capture des paquets peuvent être envoyés vers le port USB (stockage)	Entrée 1 Kbps basé sur le temps de conformation Single Rate Policing	IGMPv3 MLDv2 Snooping IGMPv1,v2 et MLDv1 Snooping Querier Contrôle du Packet Flooding	Auto-VoIP Auto-iSCSI LLDP-MED	STP, MTP, RSTP PV(R)STP ¹ BPDU/STRG Root Guard EEE (802.3az)	Statique, Dynamique, Voix, MAC GVRP/GMRP QinQ VLANs privés	LACP Statique ou Dynamique Sept (7) L2/L3/L4 algorithmes de hashing	Hiérarchisation successives (DOT1X; MAB; Portail captif) DHCP Snooping IPv4: Inspection ARP dynamique	Port IPv4/IPv6, sous réseau, Routage VLAN Relai DHCPv4; Serveur DHCPv4	IPv4: RIP	GSM4210P

¹ CLI uniquement

Performance

TAILLE DE LA BASE													
Nom du modèle	MAC ARP/NDP	Routage / Capacité de switching	Débit	Application Route Scaling	Mémoire tampon	Latence	ACLs	Membres groupes Multicast IGMP	Processeur	VLANs	DHCP	sFlow	Référence
M4200-10MG-PoE+	16K MAC 1K ARP/NDP	90 Gbps Ligne-débit	66.9 Mpps	Statique : 32v4/32v6 RIP: 32	16Mb	trames de 64 octets : <2.8µs 1G RJ45 <7.2µs 2.5G RJ45 <5.7µs 5G RJ45 <0.9µs 10G SFP+	50 ACLs 512 règles par liste 16K règle-sACL (entrée)	1K IPv4 1K IPv6	CPU 800 Mhz 1GB RAM 256MB Flash	1K VLANs	Serveur DHCP : 2K leases IPv4: 256 pools	10 samplers 10 pollers 8 receivers	GSM4210P



Fonctionnalités

Le switch manageable ProSAFE M4200-10MG-PoE + a été conçu pour optimiser l'installation de points d'accès 11ac Wave 2. Il comprend 8 ports 2.5 Gigabit PoE+ et multi vitesse Gigabit pour des longueurs de câbles de 100 mètres max. Il peut combiner 2 liaisons montantes 10 Gigabit pour un déploiement non bloquant de huit points d'accès 11ac Wave 2. Ce Switch Multi Gigabit Ethernet est compatible avec la plupart des constructeurs de produits Wifi et de switching. Il est le seul à disposer de huit ports 2.5 G pour connecter des points d'accès Wifi et 2 liens d'agrégation 10 Gigabit pour établir des connexions vers l'armoire de câblage. Sa conception et ses accessoires de montage permettent d'optimiser son positionnement pour connecter des points d'accès et son efficacité.

Caractéristiques clés

- 8 ports PoE+ et multi-vitesse 1 G, 2,5G combinés avec 2 liaisons 10G SFP+
- Il permet un déploiement non-bloquant de 8 points d'accès 11ac wave 2 grâce à un budget PoE de 240W
- Deux de ces ports multi-vitesse 1G, 2,5G PoE + prennent également en charge 5G
- Standard NBase-T Multigigabit Ethernet (basé pour le futur standard IEEE 802.3bz)
- 2.5 à 5 fois plus rapide avec l'utilisation de câbles Cat5e / Cat6 d'une longueur de 100 mètres max - tout en offrant une compatibilité descendante 100M et 1G
- Fonctionnement silencieux à 25° C (28.9 dB) - positionnement au dessus des bureaux, se mêle au bruit de fond ambiant
- Positionnement fiable dans des plafonds suspendus ou dans les conduites d'aérations où d'autres switches ne peuvent pas être déployés. Placement vertical, horizontal sur des surfaces ou perpendiculaire
- Conception offrant des options de montage faciles que ce soit sur un mur, sur un poteau rond ou carré ou un rack standard de 19 pouces
- Faible latence et la taille de la table évolutive avec 16K MAC, 1K ARP / NPd, 1K VLANs, 32 routes (IPv4) et 32 routes (IPv6)
- SDN - OpenFlow 1.3 Ready - protection maximale des investissements

Caractéristiques logicielles

- Classification avancée basée le temps de mise en œuvre pour la sécurité et la priorisation de niveau 2 (MAC), niveau 3 (IP) et niveau 4 (UDP/TCP transport ports)
- Port-Channel sélectionnable / LAG (802.3ad - 802.1AX) L2 / L3 / L4, hachage pour la tolérance de pannes et l'équilibrage de charge avec tout type de channeling Ethernet
- VLAN voix avec les protocoles de détection SIP, H323 et SCCP, Configuration automatique de la QoS et des VLAN pour les téléphones IP LLDP-MED
- Provisionnement de l'authentification efficace avec DOT1X, MAB et méthodes de portail captif pour un BYOD rationalisé
- Routage statique IPv4/IPv6 complet et Routage dynamique IPv4 comprenant RIP
- Multicast forwarding Layer 2 avec IGMPv3 / MLDv2 Snooping et IGMPv2/MLDv1 requête Snooping
- Sécurité avancée comprenant la détection de code malveillant, DHCP Snooping, Inspection dynamique ARP et atténuation des attaques DoS
- Capacité Auto-iSCSI multi-fournisseurs innovantes

Caractéristiques de résilience et de disponibilité

- Lien de dépendance nouvelle fonctionnalité - Activation ou désactivation des ports en fonction de l'état du lien sur une ou plusieurs liaisons différentes
- Le Spanning Tree par VLANs et le Rapid Spanning Tree par VLANs (PVST / PVST +) offrent une interopérabilité avec les infrastructures PVST +

Caractéristiques de management

- Installation automatique DHCP/BootP innovante incluant le téléchargement automatique du firmware et du fichier de configuration
- Standards professionnels SNMP, RMON, MIB, LLDP, AAA, sFlow, RSPAN et implémentation miroir distante
- Port de service sélectionnable pour la gestion Ethernet out-of-band (OOB)
- Sélection du port série RS232 via RJ45 série et ports mini-USB pour accéder à la console d'administration en local
- Port USB standard pour le stockage local, les logs, les fichiers de configuration ou les fichiers images
- Double gestion des firmwares et de configuration pour une mise à jour avec une interruption minimale des services.
- Interface de gestion en ligne de commande (CLI) pour les administrateurs IT habitués aux invites de commande des autres constructeurs
- Interface d'administration web (GUI) entièrement fonctionnelle pour les administrateurs IT qui préfèrent les interfaces graphiques plus simple à utiliser
- Plate-forme de gestion unifiée NMS300 avec centralisation des mises à jour des firmwares et un support de configuration de masse.

Garantie et support

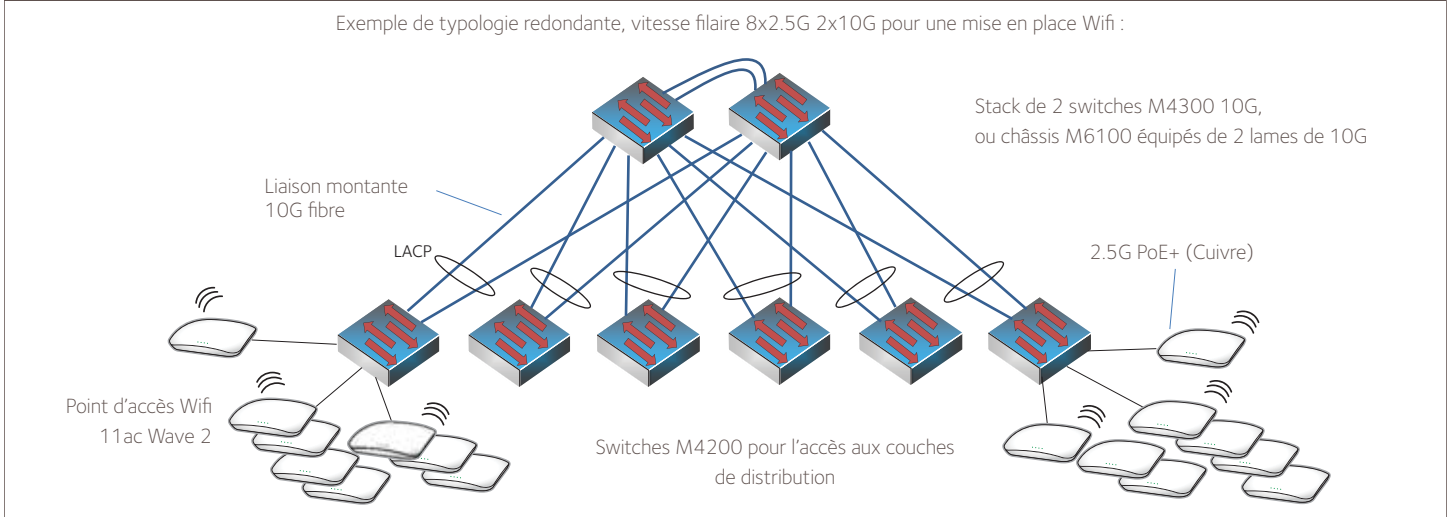
- Garantie matérielle ProSAFE à vie*
- Support technique à vie
- Remplacement matériel sur site le jour ouvrable suivant à vie



Caractéristiques

Switch 8 ports Multi-Gigabit avec fonctionnalité PoE+ sur tous les ports	
NBASE-T (basé sur la future norme IEEE 802.3bz) permet des vitesses de connexions 2.5 à 5 fois plus rapides sur des câbles de Cat5e/Cat6 (100 mètres max)	<ul style="list-style-type: none"> • 8 ports PoE+ Multi-Gigabit Ethernet 1G/2.5G BASE-T - 8 x 30W = 240 Watts de budget PoE total • 2 des ports ont une capacité de 5G BASE-T • Pas d'investissement pour un plan de câblage requis • Rétro compatibilité 1000BASE-T • Liaisons montantes via 2 ports 10G SFP+ pour connecter 8 points d'accès 11ac Wave 2 à 2.5G et 2 liens d'agrégation 10 G pour les armoires de câblage • Matrice non bloquante 90Gbps pour (6 x 2.5G) + (2 x 5G) + (2 x 10G) les opérations full duplex

Caractéristiques de switching L2, L3 et L4 (Accès aux listes de contrôle, classification, filtrage, routage statique IPv4 / IPv6, routage IPv4 dynamique) sont exécutées au niveau du hardware vers l'interface pour la voix, la vidéo et la convergence des données.



Une flexibilité inégalée

- Montage en rack facile ainsi que sur des poteaux rectangulaires et ronds ou sur des murs
- Positionnement fiable dans des plafonds suspendus ou dans les conduites d'aérations où d'autres switches ne peuvent pas être déployés. Placement vertical, horizontal sur des surfaces ou perpendiculaire
- Livré avec 4 patins caoutchouc auto-adhésif pour une installation sur une surface plane (patins prévus contre les chocs et les vibrations, espace de ventilation entre les switches empilés)
- Pour un montage sur murs et poteaux, le switch est livré avec une monture sur laquelle vous pouvez cliquer-attacher le switch sur le dos ou le fond (à plat ou perpendiculaire)
- Le support fournit une patte de verrouillage et le switch est livré avec un cordon d'alimentation verrouillable afin que vous soyez tranquille dans vos déploiements dans des environnements réseaux non conventionnels.
- Fonctionnement silencieux à 25° C (28.9 dB) - positionnement au dessus des bureaux, se mêle au bruit de fond ambiant





Best value switching performance	
16K MAC address table, 1K concurrent VLANs and 32 (IPv4) 32 (IPv6) Layer 3 route table size for the access layer	
Each switch provides line-rate local switching and routing capacity	
80 PLUS certified power supplies for energy high efficiency	
16 Mb packet buffer dynamically shared for intensive applications	
Low latency at all network speeds, including 2.5 Gigabit, 5 Gigabit copper and 10 Gigabit fiber interfaces	
Jumbo frames support of up to 9Kb accelerating storage performance for backup and cloud applications	
iSCSI Flow Acceleration and Automatic Protection/QoS for virtualization and server room networks containing iSCSI initiators and iSCSI targets	<ul style="list-style-type: none"> • Detecting the establishment and termination of iSCSI sessions and connections by snooping packets used in the iSCSI protocol • Maintaining a database of currently active iSCSI sessions and connections to store data, including classifier rules for desired QoS treatment • Installing and removing classifier rule sets as needed for the iSCSI session traffic • Monitoring activity in the iSCSI sessions to allow for aging out session entries if the session termination packets are not received • Avoiding session interruptions during times of congestion that would otherwise cause iSCSI packets to be dropped
SDN-ready, M4200 OpenFlow feature enables the switch to be managed by a centralized OpenFlow Controller using the OpenFlow protocol	<ul style="list-style-type: none"> • Support of a single-table OpenFlow 1.3 data forwarding path • The OpenFlow feature can be administratively enabled and disabled at any time • The administrator can allow the switch to automatically assign an IP address to the OpenFlow feature or to specifically select which address should be used • The administrator can also direct the OpenFlow feature to always use the service port (out-of-band management port) • The Controller IP addresses are specified manually through the switch user interface • The list of OpenFlow Controllers and the controller connection options are stored in the Controller Table • The OpenFlow component in M4200 software uses this information to set up and maintain SSL connections with the OpenFlow Controllers • M4200 implements a subset of the OpenFlow 1.0.0 protocol and a subset of the OpenFlow 1.3 • It also implements enhancements to the OpenFlow protocol to optimize it for the Data Center environment and to make it compatible with Open vSwitch
Access layer availability	
Link Aggregation, also called Port Channeling or Port Trunking, offers powerful network redundancy and load balancing in aggregation to a dual network core	
Rapid Spanning Tree (RSTP) and Multiple Spanning Tree (MSTP) allow for rapid transitionning of the ports to the Forwarding state and the suppression of Topology Change Notification	

NETGEAR PVSTP implementation (CLI only) follows the same rules than other vendor's Per VLAN STP for strict interoperability	<ul style="list-style-type: none"> • Including industry-standard PVST+ interoperability • PVSTP is similar to the MSTP protocol as defined by IEEE 802.1s, the main difference being PVSTP runs one instance per VLAN • In other words, each configured VLAN runs an independent instance of PVSTP • FastUplink feature immediately moves an alternate port with lowest cost to forwarding state when the root port goes down to reduce recovery time • FastBackbone feature selects new indirect port when an indirect port fails
NETGEAR PVRSTP implementation (CLI only) follows the same rules than other vendor's Per VLAN RSTP for strict interoperability	<ul style="list-style-type: none"> • Including industry-standard RPVST+ interoperability • PVRSTP is similar to the RSTP protocol as defined by IEEE 802.1w, the main difference being PVRSTP runs one instance per VLAN • In other words, each configured VLAN runs an independent instance of PVRSTP • Each PVRSTP instance elects a root bridge independent of the other • Hence there are as many Root Bridges in the region as there are VLANs configured • Per VLAN RSTP has in built support for FastUplink and FastBackbone
IP address conflict detection performed by embedded DHCP servers prevents accidental IP address duplicates from perturbing the overall network stability	
Ease of deployment	
Automatic configuration with DHCP and BootP Auto Install eases large deployments with a scalable configuration files management capability, mapping IP addresses and host names and providing individual configuration files to multiple switches as soon as they are initialized on the network	
Both the Switch Serial Number and Switch primary MAC address are reported by a simple "show" command in the CLI - facilitating discovery and remote configuration operations	
M4200 DHCP L2 Relay agents eliminate the need to have a DHCP server on each physical network or subnet	<ul style="list-style-type: none"> • DHCP Relay agents process DHCP messages and generate new DHCP messages • Supports DHCP Relay Option 82 circuit-id and remote-id for VLANs • DHCP Relay agents are typically IP routing-aware devices and can be referred to as Layer 3 relay agents
Automatic Voice over IP prioritization with Auto-VoIP simplifies most complex multi-vendor IP telephones deployments either based on protocols (SIP, H323 and SCCP) or on OUI bytes (default database and user-based OUIs) in the phone source MAC address; providing the best class of service to VoIP streams (both data and signaling) over other ordinary traffic by classifying traffic, and enabling correct egress queue configuration	
An associated Voice VLAN can be easily configured with Auto-VoIP for further traffic isolation	
When deployed IP phones are LLDP-MED compliant, the Voice VLAN will use LLDP-MED to pass on the VLAN ID, 802.1P priority and DSCP values to the IP phones, accelerating convergent deployments	
Versatile connectivity	
8-port PoE+ full power and NBASE-T compliant, 1G / 2.5G including two of these ports with 5G ability	
All 8-port NBASE-T are backward compatible with standard Gigabit Ethernet (1000BASE-T) and Fast Ethernet (100BASE-T) speeds	
IEEE 802.3at Power over Ethernet Plus (PoE+) provides up to 30W power per port using 2 pairs while offering backward compatibility with 802.3af	<ul style="list-style-type: none"> • IEEE 802.3at Layer 2 LLDP method and 802.3at PoE+ 2-event classification method fully supported for compatibility with most PoE+ PD devices
2-port 10G SFP+ uplinks for 8x2.5G to the Wave 2 11ac Access Points and 2x10G line-rate aggregation to the wiring closet	
Automatic MDIX and Auto-negotiation on all ports select the right transmission modes (half or full duplex) as well as data transmission for crossover or straight-through cables dynamically for the admin	
Link Dependency feature enables or disables one or more ports based on the link state of one or more different ports	
IPv6 support with multicasting (MLD for IPv6 filtering), static IPv6 routes (unicast), ACLs and QoS	

Ease of management and granular control	
Dual firmware image and dual configuration file for transparent firmware updates / configuration changes with minimum service interruption	
Flexible Port-Channel/LAG (802.3ad - 802.1AX) implementation for maximum compatibility, fault tolerance and load sharing with any type of Ethernet channeling from other vendors switch, server or storage devices conforming to IEEE 802.3ad - including static (selectable hashing algorithms) - or to IEEE 802.1AX with dynamic LAGs or port-channel (highly tunable LACP Link Aggregation Control Protocol)	
Unidirectional Link Detection Protocol (UDLD) and Aggressive UDLD detect and avoid unidirectional links automatically, in order to prevent forwarding anomalies in a Layer 2 communication channel in which a bi-directional link stops passing traffic in one direction	
Port names feature allows for descriptive names on all interfaces and better clarity in real word admin daily tasks	
SDM (System Data Management, or switch database) templates allow for granular system resources distribution depending on IPv4 or IPv6 applications	<ul style="list-style-type: none"> • ARP Entries (the maximum number of entries in the IPv4 Address Resolution Protocol ARP cache for routing interfaces) • IPv4 Unicast Routes (the maximum number of IPv4 unicast forwarding table entries) • IPv6 NDP Entries (the maximum number of IPv6 Neighbor Discovery Protocol NDP cache entries) • IPv6 Unicast Routes (the maximum number of IPv6 unicast forwarding table entries) • ECMP Next Hops (the maximum number of next hops that can be installed in the IPv4 and IPv6 unicast forwarding tables)
Private VLANs and local Proxy ARP help reduce broadcast with added security	
Management VLAN ID is user selectable for best convenience	
Industry-standard VLAN management in the command line interface (CLI) for all common operations such as VLAN creation; VLAN names; VLAN "make static" for dynamically created VLAN by GVRP registration; VLAN trunking; VLAN participation as well as VLAN ID (PVID) and VLAN tagging for one interface, a group of interfaces or all interfaces at once	
Simplified VLAN configuration with industry-standard Access Ports for 802.1Q unaware endpoints and Trunk Ports for switch-to-switch links with Native VLAN	
System defaults automatically set per-port broadcast, multicast, and unicast storm control for typical, robust protection against DoS attacks and faulty clients which can, with BYOD, often create network and performance issues	
IP Telephony administration is simplified with consistent Voice VLAN capabilities per the industry standards and automatic functions associated	
Comprehensive set of "system utilities" and "Clear" commands help troubleshoot connectivity issues and restore various configurations to their factory defaults for maximum admin efficiency: traceroute (to discover the routes that packets actually take when traveling on a hop-by-hop basis and with a synchronous response when initiated from the CLI), clear dynamically learned MAC addresses, counters, IGMP snooping table entries from the Multicast forwarding database etc...	
Syslog and Packet Captures can be sent to USB storage for rapid network troubleshooting	
Replaceable factory-default configuration file for predictable network reset in distributed branch offices without IT personnel	
All major centralized software distribution platforms are supported for central software upgrades and configuration files management (HTTP, TFTP), including in highly secured versions (HTTPS, SFTP, SCP)	
Simple Network Time Protocol (SNTP) can be used to synchronize network resources and for adaptation of NTP, and can provide synchronized network timestamp either in broadcast or unicast mode (SNTP client implemented over UDP - port 123)	
Embedded RMON (4 groups) and sFlow agents permit external network traffic analysis	
Engineered for convergence	
Audio (Voice over IP) and Video (multicasting) comprehensive switching, filtering, routing and prioritization	
Auto-VoIP, Voice VLAN and LLDP-MED support for IP phones QoS and VLAN configuration	
IGMP Snooping and Proxy for IPv4, MLD Snooping and Proxy for IPv6, and Querier mode facilitate fast receivers joins and leaves for multicast streams and ensure multicast traffic only reaches interested receivers everywhere in a Layer 2 or a Layer 3 network, including source-specific (SSM) and any-source (ASM) multicast	
Multicast VLAN Registration (MVR) uses a dedicated Multicast VLAN to forward multicast streams and avoid duplication for clients in different VLANs	
PoE power management and schedule enablement	

Layer 3 routing package	
Static Routes/ECMP Static Routes for IPv4 and IPv6	<ul style="list-style-type: none"> • Static and default routes are configurable with next IP address hops to any given destination • Permitting additional routes creates several options for the network administrator • The admin can configure multiple next hops to a given destination, intending for the router to load share across the next hops • The admin distinguishes static routes by specifying a route preference value: a lower preference value is a more preferred static route • A less preferred static route is used if the more preferred static route is unusable (down link, or next hop cannot be resolved to a MAC address) • Preference option allows admin to control the preference of individual static routes relative to routes learned from other sources (such as OSPF) since a static route will be preferred over a dynamic route when routes from different sources have the same preference
Advanced Static Routing functions for administrative traffic control	<ul style="list-style-type: none"> • Static Reject Routes are configurable to control the traffic destined to a particular network so that it is not forwarded through the router • Such traffic is discarded and the ICMP destination unreachable message is sent back to the source • Static reject routes can be typically used to prevent routing loops • Default routes are configurable as a preference option
In order to facilitate VLAN creation and VLAN routing using Web GUI, a VLAN Routing Wizard offers following automated capabilities:	<ul style="list-style-type: none"> • Create a VLAN and generate a unique name for VLAN • Add selected ports to the newly created VLAN and remove selected ports from the default VLAN • Create a LAG, add selected ports to a LAG, then add this LAG to the newly created VLAN • Enable tagging on selected ports if the port is in another VLAN • Disable tagging if a selected port does not exist in another VLAN • Exclude ports that are not selected from the VLAN • Enable routing on the VLAN using the IP address and subnet mask entered as logical routing interface
DHCP Relay Agents relay DHCP requests from any routed interface, including VLANs, when DHCP server doesn't reside on the same IP network or subnet	<ul style="list-style-type: none"> • The agent relays requests from a subnet without a DHCP server to a server or next-hop agent on another subnet • Unlike a router which switches IP packets transparently, a DHCP relay agent processes DHCP messages and generates new DHCP messages • Supports DHCP Relay Option 82 circuit-id and remote-id for VLANs • Multiple Helper IPs feature allows to configure a DHCP relay agent with multiple DHCP server addresses per routing interface and to use different server addresses for client packets arriving on different interfaces on the relay agent server addresses for client packets arriving on different interfaces on the relay agent
Support of Routing Information Protocol (RIPv2) as a distance vector protocol specified in RFC 2453 for IPv4	<ul style="list-style-type: none"> • Each route is characterized by the number of gateways, or hops, a packet must traverse to reach its intended destination • Categorized as an interior gateway protocol, RIP operates within the scope of an autonomous system
IP Multinetting allows to configure more than one IP address on a network interface (other vendors may call it IP Aliasing or Secondary Addressing)	
ICMP Throttling feature adds configuration options for the transmission of various types of ICMP messages	<ul style="list-style-type: none"> • ICMP Redirects can be used by a malicious sender to perform man-in-the-middle attacks, or divert packets to a malicious monitor, or to cause Denial of Service (DoS) by blackholing the packets • ICMP Echo Requests and other messages can be used to probe for vulnerable hosts or routers • Rate limiting ICMP error messages protects the local router and the network from sending a large number of messages that take CPU and bandwidth
Enterprise security	
Traffic control MAC Filter and Port Security help restrict the traffic allowed into and out of specified ports or interfaces in the system in order to increase overall security and block MAC address flooding issues	
DHCP Snooping monitors DHCP traffic between DHCP clients and DHCP servers to filter harmful DHCP message and builds a bindings database of (MAC address, IP address, VLAN ID, port) tuples that are considered authorized in order to prevent DHCP server spoofing attacks	
Dynamic ARP Inspection (IPv4) use the DHCP snooping bindings database per port and per VLAN to drop incoming packets that do not match any binding and to enforce source IP / MAC addresses for malicious users traffic elimination	

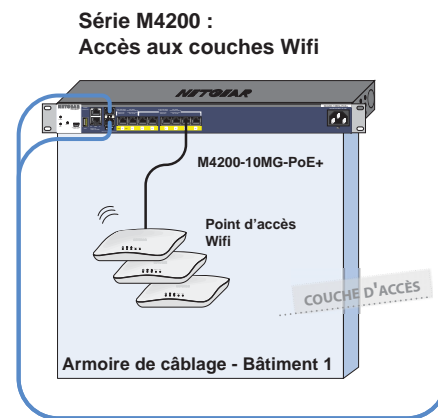

Time-based Layer 2 / Layer 3-v4 / Layer 3-v6 / Layer 4 Access Control Lists (ACLs) can be binded to ports, Layer 2 interfaces, VLANs and LAGs (Link Aggregation Groups or Port channel) for fast unauthorized data prevention and right granularity	
For in-band switch management, management ACLs on CPU interface (Control Plane ACLs) are used to define the IP/MAC or protocol through which management access is allowed for increased HTTP/HTTPS or Telnet/SSH management security	
Out-of-band management is available via dedicated service port (1G RJ45 OOB) when in-band management can be prohibited via management ACLs	
Bridge protocol data unit (BPDU) Guard allows the network administrator to enforce the Spanning Tree (STP) domain borders and keep the active topology consistent and predictable - unauthorized devices or switches behind the edge ports that have BPDU enabled will not be able to influence the overall STP by creating loops	
Spanning Tree Root Guard (STRG) enforces the Layer 2 network topology by preventing rogue root bridges potential issues when for instance, unauthorized or unexpected new equipment in the network may accidentally become a root bridge for a given VLAN	
Dynamic 802.1x VLAN assignment mode, including Dynamic VLAN creation mode and Guest VLAN / Unauthenticated VLAN are supported for rigorous user and equipment RADIUS policy server enforcement	<ul style="list-style-type: none"> Up to 48 clients (802.1x) per port are supported, including the authentication of the users domain, in order to facilitate convergent deployments. For instance when IP phones connect PCs on their bridge, IP phones and PCs can authenticate on the same switch port but under different VLAN assignment policies (Voice VLAN versus other Production VLANs)
802.1x MAC Address Authentication Bypass (MAB) is a supplemental authentication mechanism that lets non-802.1x devices bypass the traditional 802.1x process altogether, letting them authenticate to the network using their client MAC address as an identifier	<ul style="list-style-type: none"> A list of authorized MAC addresses of client NICs is maintained on the RADIUS server for MAB purpose MAB can be configured on a per-port basis on the switch MAB initiates after unsuccessful dot1x authentication process (configurable time out), when clients don't respond to any of EAPOL packets When 802.1X unaware clients try to connect, the switch sends the MAC address of each client to the authentication server The RADIUS server checks the MAC address of the client NIC against the list of authorized addresses The RADIUS server returns the access policy and VLAN assignment to the switch for each client
With Successive Tiering, the Authentication Manager allows for authentication methods per port for a Tiered Authentication based on configured time-outs	<ul style="list-style-type: none"> By default, configuration authentication methods are tried in this order: Dot1x, then MAB, then Captive Portal (web authentication) With BYOD, such Tiered Authentication is powerful and simple to implement with strict policies <ul style="list-style-type: none"> For instance, when a client is connecting, M4200 tries to authencate the user/client using the three methods above, the one after the other The admin can restrict the configuration such that no other method is allowed to follow the captive portal method, for instance
Double VLANs (DVLAN - QinQ) pass traffic from one customer domain to another through the "metro core" in a multi-tenancy environment: customer VLAN IDs are preserved and a service provider VLAN ID is added to the traffic so the traffic can pass the metro core in a simple, secure manner	
Private VLANs (with Primary VLAN, Isolated VLAN, Community VLAN, Promiscuous port, Host port, Trunks) provide Layer 2 isolation between ports that share the same broadcast domain, allowing a VLAN broadcast domain to be partitioned into smaller point-to-multipoint subdomains accross switches in the same Layer 2 network	<ul style="list-style-type: none"> Private VLANs are useful in DMZ when servers are not supposed to communicate with each other but need to communicate with a router They remove the need for more complex port-based VLANs with respective IP interface/subnets and associated L3 routing Another Private VLANs typical application are carrier-class deployments when users shouldn't see, snoop or attack other users' traffic
Secure Shell (SSH) and SNMPv3 (with or without MD5 or SHA authentication) ensure SNMP and Telnet sessions are secured	
TACACS+ and RADIUS enhanced administrator management provides strict "Login" and "Enable" authentication enforcement for the switch configuration, based on latest industry standards: exec authorization using TACACS+ or RADIUS; command authorization using TACACS+ and RADIUS Server; user exec accounting for HTTP and HTTPS using TACACS+ or RADIUS; and authentication based on user domain in addition to user ID and password	
Superior quality of service	
Advanced classifier-based hardware implementation for Layer 2 (MAC), Layer 3 (IP) and Layer 4 (UDP/TCP transport ports) prioritization	
8 queues for priorities and various QoS policies based on 802.1p (CoS) and DiffServ can be applied to interfaces and VLANs	
Advanced rate limiting down to 1 Kbps granularity and minimum-guaranteed bandwidth can be associated with ACLs for best granularity	

Single Rate Policing feature enables support for Single Rate Policer as defined by RFC 2697	<ul style="list-style-type: none"> • Committed Information Rate (average allowable rate for the class) • Committed Burst Size (maximum amount of contiguous packets for the class) • Excessive Burst Size (additional burst size for the class with credits refill at a slower rate than committed burst size) • DiffServ feature applied to class maps
Automatic Voice over IP prioritization with protocol-based (SIP, H323 and SCCP) or OUI-based Auto-VoIP up to 144 simultaneous voice calls	
iSCSI Flow Acceleration and automatic protection / QoS with Auto-iSCSI	
Flow Control	
802.3x Flow Control implementation per IEEE 802.3 Annex 31B specifications with Symmetric flow control, Asymmetric flow control or No flow control	<ul style="list-style-type: none"> • Asymmetric flow control allows the switch to respond to received PAUSE frames, but the ports cannot generate PAUSE frames • Symmetric flow control allows the switch to both respond to, and generate MAC control PAUSE frames
Allows traffic from one device to be throttled for a specified period of time: a device that wishes to inhibit transmission of data frames from another device on the LAN transmits a PAUSE frame	<ul style="list-style-type: none"> • A device that wishes to inhibit transmission of data frames from another device on the LAN transmits a PAUSE frame
UDLD Support	
UDLD implementation detects unidirectional links physical ports (UDLD must be enabled on both sides of the link in order to detect an unidirectional link)	<ul style="list-style-type: none"> • UDLD protocol operates by exchanging packets containing information about neighboring devices • The purpose is to detect and avoid unidirectional link forwarding anomalies in a Layer 2 communication channel
Both "normal-mode" and "aggressive-mode" are supported for perfect compatibility with other vendors implementations, including port "D-Disable" triggering cases in both modes	


Application cible

Déploiement de points d'accès 802.11ac Wave 2

Le M4200 est le premier switch Multigigabit Ethernet avec huit ports PoE+ et double vitesse 1G, 2.5G combiné à 2 liens montant 10G pour un déploiement non bloquant de 8 points d'accès 11ac Wave 2 de n'importe quel fournisseur.



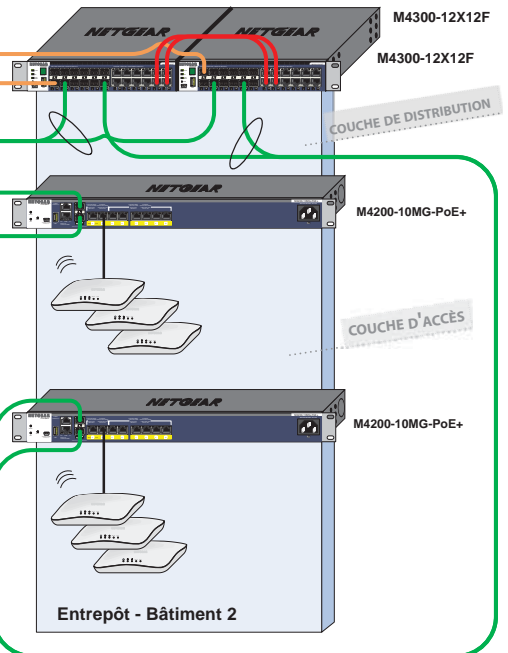
Série M6100 : Noyau redondant



COUCHE DE CŒUR

L2/L3/L4 LACP

Séries M4300 et M4200 : Accès et distribution aux couches Wifi



Bâtiment 1 : Couche d'accès Wireless

- Avec la technologie 802.11ac Wave 2, les réseaux filaires ont besoin d'étendre leur portée pour supporter des vitesses de plus de 1 Gigabit
- Dans des environnements où la gestion de l'alimentation est compliquée, vous pouvez bénéficier pleinement d'un accès PoE+ pour alimenter vos points d'accès
- Le M4200-10MG-PoE+ a été conçu dès le départ pour optimiser l'installation de points d'accès 11ac Wave 2
- Avec 8 x 2.5G vers l'APs et 2 ports à 10G pour l'agrégat, Le M4200 se branche directement de manière redondante à un châssis core M6100
- Les 2 liens montant SFP+ se branchent à 2 lames 10G différentes en utilisant l'agrégat de lien (L2/L3/L4 LACP) avec load-balancing et failover
- L'unité de management M6100 vous assure un basculement et un acheminement sans faille en cas de défaillances d'unités
- Grâce à l'agrégation LACP vers la couche redondante, Le M4200 vous permet d'accéder aux couches wireless à la vitesse du filaire avec le PoE+ full provisioning

Bâtiment 2 : Couche de distribution et d'accès Wireless M4300 et M4200

- Dans cet entrepôt, 2 M4300 demi hauteur à 10GbE sont pairés dans un simple rack comme couche de distribution redondante
- Comparé à un simple switch d'agrégat, ces unités de stack de 2U sont rentables et très performants pour le HA
- L'unité de management vous assure un basculement et un acheminement sans faille jusqu'aux switches de la couche d'accès M4200
- Chaque M4200 peut se brancher à chaque switches de distribution redondant en utilisant l'agrégat (L2/L3/L4 LACP) avec load-balancing et failover
- En cas d'éloignement du local technique, les switches M4200 distants sont fixés solidement sur des poteaux répartis dans l'entrepôt
- Cette topologie redondante vous permet d'atteindre 8x2.5G filaire au niveau de la couche d'accès wireless avec du PoE+ full provisioning

Accessoires

Switch managé Multigigabit Ethernet M4200-10MG-PoE+

Références et garanties

Amérique, Europe : GSM4210P-100NES

Asie : GSM4210P-100AJS

Garantie : Garantie matérielle à vie ProSAFE

- 8 ports PoE+ 1G / 2.5G (RJ45) incluant 2 ports à 5Gbps
- Conforme NBASE-T
- 2 ports 10GBASE-X (SFP+)
- Fonctionnement non bloquant full duplex à 90 Gbps (6 x 2.5G) + (2 x 5G) + (2 x 10G)
- Budget PoE de 240W (30W par port x 8 ports)
- Port de management Ethernet 1G
- Ports console et stockage USB Mini-USB et RJ45 RS232
- Caractéristiques de routage statique L3 et dynamique RIP v1/v2
- Montage facile aussi bien en rack que sur des mâts, poteaux ou murs
- Très silencieux (28.9dB @25°C / 77°F)



Aussi bien le panneau arrière que l'avant contiennent des lumières pour une fixation facile



Kit de montage en 19"



Plaque de fixation hors du rack



Collier de serrage de 10 cms pour mât



Collier en caoutchouc pour poteau rectangulaire



Montage en rack standard



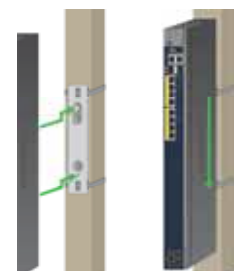
Fixation à un mur



Fixation à un mât rond





Fixation à un poteau rectangulaire



Accessoires

Modules fibres GBIC SFP et SFP+ pour série M4200


RÉFÉRENCES : VOIR TABLEAU CI-DESSOUS GARANTIE : 5 ANS	Fibre Multimode (MMF)		Fibre Single mode (SMF)
	OM1 ou OM2 62.5/125 µm	OM3 ou OM4 50/125 µm	9/125 µm
<p>10 Gigabit SFP+</p>  <ul style="list-style-type: none"> Interface SFP+ pour M4200 	<p>AXM763</p> <p>10G Base-LRM long reach multimode 802.3aq – Connecteur LC duplex jusque 220 m (722 ft)</p> <p>AXM763-10000S (1 unité)</p>	<p>AXM763</p> <p>10G Base-LRM long reach multimode 802.3aq – Connecteur LC duplex jusque 260 m (853 ft)</p> <p>AXM763-10000S (1 unité)</p> <p>AXM761</p> <p>10GBase-SR short reach multimode connecteur LC duplex</p> <p>OM3 : jusque 300 m (984 ft) OM4 : jusque 550 m (1,804 ft)</p> <p>AXM761-10000S (1 unité) AXM761P10-10000S (pack de 10 unités)</p>	<p>AXM762</p> <p>10G Base-LR long reach single mode connecteur LC duplex jusque 10 kms (6.2 miles)</p> <p>AXM762-10000S (1 unité) AXM762P10-10000S (pack de 10 unités)</p> <p>AXM764</p> <p>10G Base-LR LITE single mode connecteur LC duplex jusque 2 kms (1.2 mile)</p> <p>AXM764-10000S (1 unité)</p>
<p>Gigabit SFP</p>  <ul style="list-style-type: none"> Interface SFP+ pour M4200 	<p>AGM731F</p> <p>1000 Base-SX short range multimode connecteur LC duplex jusque 275 m (902 ft)</p> <p>AGM731F (1 unité)</p>	<p>AGM731F</p> <p>1000 Base-SX short range multimode connecteur LC duplex</p> <p>OM3 : jusque 550 m (1,804 ft) OM4 : jusque 1000 m (3,280 ft)</p> <p>AGM731F (1 unité)</p>	<p>AGM732F</p> <p>1000 Base-LX long range single mode connecteur LC duplex jusque 10 kms (6.2 miles)</p> <p>AGM732F (1 unité)</p>

AGM734
1000 Base-T Gigabit RJ45 SFP

RÉFÉRENCE : AGM734-10000S
• GARANTIE : 5 ANS



- Interface SFP+ pour M4200
- 1 port Gigabit RJ45
- Supporte seulement le mode full-duplex à 1000 Mbps
- Jusque 100 m (328 ft) avec un câble RJ45 Cat5 ou mieux
- La connectivité cuivre idéale aux modules fibres M4200

Câble d'attachement direct pour série M4200	SFP+ vers SFP+	
	1 mètre (3.3 ft)	3 mètres (9.8 ft)
<p>10 Gigabit DAC</p>  <ul style="list-style-type: none"> Pour interface SFP+ série M4200 	<p>AXC761</p> <p>10G SFP+ Cu (passif) connecteurs SFP+ aux 2 extrémités</p> <p>AXC761-10000S (1 unité)</p>	<p>AXC763</p> <p>10G SFP+ Cu (passif) connecteurs SFP+ aux 2 extrémités</p> <p>AXC763-10000S (1 unité)</p>

Technical Specifications

Requirements based on 12.0 software release



Model Name	Description	Model number
M4200-10MG-PoE+	Full Power PoE+ 8x2.5G and 2x10G Aggregation Switch	GSM4210P

PHYSICAL INTERFACES			
Gigabit and 10 Gigabit Ethernet Ports	Auto-sensing RJ45 100/1000/2.5G BASE-T	Auto-sensing RJ45 100/1000/2.5G/5G BASE-T	Auto-sensing SFP+ ports 1000/10GBASE-X
M4200-10MG-PoE+	6	2	2
Management Ports	Console ports	Service port (Out-of-band Ethernet)	Storage port
M4200-10MG-PoE+	Serial RS232 RJ45 (front) ; Mini-USB (front)	1 x RJ45 10/100/1000BASE-T (front)	1 x USB (front)
Power Supply	Built-in PSU		
M4200-10MG-PoE+	1 (front, power cord strap and lock)		
Fans	Fixed fans		
M4200-10MG-PoE+	side-to-side airflow		
POWER OVER ETHERNET			
PSE Capacity	PoE+ ports		
M4200-10MG-PoE+	8		
PoE Budget	PoE Budget @ 110V-220V AC in		
M4200-10MG-PoE+	240 Watts (8 x 30W full power)		
Features Support			
IEEE 802.3af (up to 15.4W per port)	Yes		
IEEE 802.3at (up to 30W per port)	Yes		
IEEE 802.3at Layer 2 (LLDP) method	Yes		
IEEE 802.3at 2-event classification	Yes		
PoE timer / schedule (week, days, hours)	Yes		
PROCESSOR / MEMORY			
Processor (CPU)	Integrated 800Mhz CPU in switching silicon		
System memory (RAM)	1 GB		
Code storage (flash)	256 MB	Dual firmware image, dual configuration file	
Packet Buffer Memory	16 Mb	Dynamically shared across only used ports	
PERFORMANCE SUMMARY			
Switching fabric			
M4200-10MG-PoE+	90 Gbps	Line-rate (non blocking fabric)	
Throughput			
M4200-10MG-PoE+	66.9 Mpps		

Latency - 10G Fiber	64-byte frames	512-byte frames	1024-byte frames	1518-byte frames
M4200-10MG-PoE+	0.849µs	0.838µs	0.838µs	0.835µs
Latency - 5G Copper	64-byte frames	512-byte frames	1024-byte frames	1518-byte frames
M4200-10MG-PoE+	5.697µs	6.94µs	8.578µs	10.16µs
Latency - 2.5G Copper	64-byte frames	512-byte frames	1024-byte frames	1518-byte frames
M4200-10MG-PoE+	7.174µs	8.573µs	10.214µs	11.78µs
Latency - 1G Fiber	64-byte frames	512-byte frames	1024-byte frames	1518-byte frames
M4200-10MG-PoE+	2.775µs	2.756µs	2.741µs	2.712µs
Latency - 1G Copper	64-byte frames	512-byte frames	1024-byte frames	1518-byte frames
M4200-10MG-PoE+	2.784µs	2.764µs	2.748µs	2.769µs
Green Ethernet				
Energy Efficient Ethernet (EEE)	IEEE 802.3az Energy Efficient Ethernet Task Force compliance		Deactivated by default	
Other Metrics				
Forwarding mode	Store-and-forward			
Addressing	48-bit MAC address			
Address database size	16K MAC addresses			
Number of VLANs	4,093 VLANs (802.1Q) simultaneously			
Number of multicast groups filtered (IGMP)	2K total (1,024 IPv4 and 1,024 IPv6)			
Number of Link Aggregation Groups (LAGs)	5 LAGs with up to 8 ports per group		802.3ad/802.1AX-2008	
Number of hardware queues for QoS	8 queues			
Number of routes				
IPv4	32 IPv4 Unicast Routes			
IPv6	32 IPv6 Unicast Routes			
Number of static routes				
IPv4	32			
IPv6	32			
RIP application route scaling				
IPv4	32			
Number of IP interfaces (port or VLAN)	64			
Jumbo frame support	up to 9KB packet size			
Acoustic noise (ANSI-S10.12)	@ 25°C ambient (77°F)			
M4200-10MG-PoE+	28.9 dB		Fan speed control	
Heat Dissipation (BTU)				
M4200-10MG-PoE+	1,067.62 BTU/hr			
Mean Time Between Failures (MTBF)	@ 25°C ambient (77°F)		@ 50 °C ambient (122 °F)	
M4200-10MG-PoE+	753,324 hours (~85.99 years)		172,083 hours (~19.6 years)	
L2 SERVICES - VLANs				
IEEE 802.1Q VLAN Tagging	Yes		Up to 4,093 VLANs - 802.1Q Tagging	
Protocol Based VLANs	Yes			
IP subnet	Yes			
ARP	Yes			
IPX	Yes			
Subnet based VLANs	Yes			
MAC based VLANs	Yes			
Voice VLAN	Yes		Based on phones OUI bytes (internal database, or user-maintained) or protocols (SIP, H323 and SCCP)	

Private Edge VLAN		Yes	
Private VLAN		Yes	
IEEE 802.1x Guest VLAN RADIUS based VLAN assignment via .1x RADIUS based Filter ID assignment via .1x MAC-based .1x Unauthenticated VLAN	Yes Yes Yes Yes Yes		IP phones and PCs can authenticate on the same port but under different VLAN assignment policies
Double VLAN Tagging (QoQ) Enabling dvlan-tunnel makes interface Global ethertype (TPID) Interface ethertype (TPID) Customer ID using PVID		Yes Yes Yes Yes Yes	
GARP with GVRP/GMRP	Yes		Automatic registration for membership in VLANs or in multicast groups
Multiple Registration Protocol (MRP)	Yes		Can replace GARP functionality
Multicast VLAN Registration Protocol (MVRP)	Yes		Can replace GVRP functionality
MVR (Multicast VLAN registration)		Yes	
L2 SERVICES - AVAILABILITY			
IEEE 802.3ad - LAGs LACP Static LAGs Local Preference per LAG	Yes Yes Yes Yes		Up to 5 LAGs and up to 8 ports per group
LAG Hashing		Yes	
LAG Member Port Flaps Tracking		Yes	
LAG Local Preference	Yes		Known unicast traffic egresses only out of local blade LAG interface members
Storm Control	Yes		
IEEE 802.3x (Full Duplex and flow control) Per port Flow Control	Yes Yes		Asymmetric and Symmetric Flow Control
UDLD Support (Unidirectional Link Detection) Normal-Mode Aggressive-Mode		Yes Yes Yes	
Link Dependency	Yes		Allow the link status of specified ports to be dependent on the link status of other ports
IEEE 802.1D Spanning Tree Protocol		Yes	
IEEE 802.1w Rapid Spanning Tree		Yes	
IEEE 802.1s Multiple Spanning Tree		Yes	
Per VLAN STP (PVSTP) with FastUplink and FastBackbone	Yes (CLI only)		PVST+ interoperability
Per VLAN Rapid STP (PVRSTP)	Yes (CLI only)		RPVST+ interoperability
STP Loop Guard		Yes	
STP Root Guard		Yes	
BPDU Guard		Yes	
STP BPDU Filtering		Yes	
STP BPDU Flooding		Yes	
L2 SERVICES - MULTICAST FILTERING			
IGMPv2 Snooping Support		Yes	
IGMPv3 Snooping Support		Yes	
MLDv1 Snooping Support		Yes	

MLDv2 Snooping Support		Yes
Expedited Leave function		Yes
Static L2 Multicast Filtering		Yes
Enable IGMP / MLD Snooping per VLAN		Yes
IGMPv1/v2 Snooping Querier		Yes
MLDv1 Snooping Querier		Yes
MGMD Snooping		
Control Packet Flooding		Yes
Flooding to mRouter Ports		Yes
Remove Flood-All-Unregistered Option		Yes
Multicast VLAN registration (MVR)		Yes
L3 SERVICES - DHCP		
DHCP IPv4 / DHCP IPv6 Client		Yes
DHCP IPv4 Server		Yes
DHCP Snooping IPv4		Yes
BootP Relay IPv4		Yes
DHCP Relay IPv4		Yes
DHCP Relay Option 82 circuit-id and remote-id for VLANs		Yes
Multiple Helper IPs		Yes
Auto Install (DHCP options 66, 67, 150 and 55, 125)		Yes
L3 SERVICES - ROUTING		
Static Routing / ECMP Static Routing		IPv4/IPv6
Multiple next hops to a given destination		Yes
Load sharing, Redundancy		Yes
Default routes		Yes
Static Reject routes		Yes
Port Based Routing		Yes
VLAN Routing		Yes
802.3ad (LAG) for router ports		Yes
RIP		IPv4
RIPv1/RIPv2		Yes
IP Multinetting		Yes
ICMP throttling		Yes
Router Discovery Protocol		Yes
DNS Client		IPv4/IPv6
IP Helper		Yes
Max IP Helper entries		512
Proxy ARP		IPv4/IPv6
ICMP		IPv4/IPv6
ICMP redirect detection in hardware		Yes
NETWORK MONITORING AND DISCOVERY SERVICES		
ISDP (Industry Standard Discovery Protocol)	Yes	Can interoperate with devices running CDP
802.1ab LLDP		Yes
802.1ab LLDP - MED		Yes
SNMP		V1, V2, V3
RMON 1,2,3,9		Yes
sFlow		Yes

SECURITY				
Network Storm Protection, DoS				
Broadcast, Unicast, Multicast DoS Protection	Yes			
Denial of Service Protection (control plane)	Yes		Switch CPU protection	
Denial of Service Protection (data plane)	Yes		Switch Traffic protection	
DoS Attacks Protection	SIPDIP SMACDMAC FIRSTFRAG TCPFRAG TCPFLAG TCPPORT	UDPPORT TCPFLAGSEQ TCPOFFSET TCPSYN TCPSYNFIN TCPFINURGPSH	L4PORT ICMP ICMPV4 ICMPV6 ICMPFRAG PINGFLOOD	SYNACK
CPU Rate Limiting	Yes	Applied to IPv4 and IPv6 multicast packets with unknown L3 addresses when IP routing/multicast enabled		
ICMP throttling	Yes	Restrict ICMP, PING traffic for ICMP-based DoS attacks		
Management				
Management ACL (MACAL) Max Rules	Yes 64	Protects management CPU access through the LAN (in band management)		
Out of band Management	Yes	In-band management can be shut down entirely when out-of-band management network		
Radius accounting	Yes	RFC 2565 and RFC 2866		
TACACS+		Yes		
Malicious Code Detection	Yes	Software image files and Configuration files with digital signatures		
Network Traffic				
Access Control Lists (ACLs)	L2 / L3 / L4		MAC, IPv4, IPv6, TCP, UDP	
Time-based ACLs	Yes			
Protocol-based ACLs	Yes			
ACL over VLANs	Yes			
Dynamic ACLs	Yes			
IEEE 802.1x Radius Port Access Authentication	Yes	Up to 48 clients (802.1x) per port are supported, including the authentication of the users domain		
802.1x MAC Address Authentication Bypass (MAB)	Yes	Supplemental authentication mechanism for non-802.1x devices, based on their MAC address only		
Network Authentication Successive Tiering	Yes	Dot1x-> MAP -> Captive Portal successive authentication methods based on configured time-outs		
Port Security	Yes			
DHCP Snooping	Yes IPv4/IPv6			
Dynamic ARP Inspection	Yes IPv4			
IPv6 RA Guard Stateless Mode	Yes			
MAC Filtering	Yes			
Port MAC Locking	Yes			
Private Edge VLAN	Yes	A protected port doesn't forward any traffic (unicast, multicast, or broadcast) to any other protected port - same switch		
Private VLANs	Yes	Scales Private Edge VLANs by providing Layer 2 isolation between ports across switches in same Layer 2 network		

QUALITY OF SERVICE (QOS) - SUMMARY		
Access Lists		Yes
L2 MAC, L3 IP and L4 Port ACLs		Yes
Ingress		Yes
Egress		No
Time-based		Yes
802.3ad (LAG) for ACL assignment		Yes
Binding ACLs to VLANs		Yes
ACL Logging		Yes
Support for IPv6 fields		Yes
DiffServ QoS		Yes
Edge Node applicability		Yes
Interior Node applicability		Yes
802.3ad (LAG) for service interface		Yes
Support for IPv6 fields		Yes
Ingress/Egress		Ingress only
IEEE 802.1p COS		Yes
802.3ad (LAG) for COS configuration		Yes
WRED (Weighted Deficit Round Robin)		Yes
Strict Priority queue technology		Yes
Single Rate Policing		Yes (CLI only)
Committed Information Rate		Yes
Committed Burst Size		Yes
Excessive Burst Size		Yes
DiffServ feature applied to class maps		Yes
Auto-VoIP	Yes, based on protocols (SIP, H323 and SCCP) or on OUI bytes (default database and user-based OUIs) in the phone source MAC address	
iSCSI Flow Acceleration		Yes
Dot1p Marking		Yes
IP DSCP Marking		Yes
QOS - ACL FEATURE SUPPORT		
ACL Support (general, includes IP ACLs)		Yes
MAC ACL Support		Yes
IP Rule Match Fields:		
Destination IP		Inbound
Destination IPv6 IP		Inbound
Destination L4 Port		Inbound
Every Packet		Inbound
IP DSCP		Inbound
IP Precedence		Inbound
IP TOS		Inbound
Protocol		Inbound
Source IP (for Mask support see below)		Inbound
Source IPv6 IP		Inbound
L3 IPv6 Flow Label		Inbound
Source L4 Port		Inbound
TCP Flag		No
Supports Masking		Inbound
MAC Rule Match Fields		
COS		Inbound
Destination MAC		Inbound
Destination MAC Mask		Inbound
Ethertype		Inbound
Source MAC		Inbound
Source MAC Mask		Inbound
VLAN ID		Inbound

Rules attributes	
Assign Queue	Inbound
Logging -- deny rules	Inbound
Mirror (to supported interface types only)	Inbound
Redirect (to supported interface types only)	Inbound
Rate Limiting -- permit rules	Inbound
Interface	
Inbound direction	Yes
Outbound direction	Yes
Supports LAG interfaces	Yes
Supports Control-plane interface	No
Multiple ACLs per interface, dir	Yes
Mixed-type ACLs per interface, dir	Yes
Mixed L2/IPv4 ACLs per interface, inbound	No
Mixed IPv4/IPv6 ACLs per interface, inbound	No
Mixed IPv4/IPv6 ACLs per interface, outbound	No
QOS - DIFFSERV FEATURE SUPPORT	
DiffServ Supported	Yes
Class Type	
All	Yes
Class Match Criteria	
COS	Inbound
COS2 (Secondary COS)	No
Destination IP (for Mask support see below)	Inbound
Destination IPv6 IP	Inbound
Destination L4 Port	Inbound
Destination MAC (for Mask support see below)	Inbound
Ethertype	Inbound
Every Packet	Inbound
IP DSCP	Inbound
IP Precedence	Inbound
IP TOS (for Mask support see below)	Inbound
Protocol	Inbound
Reference Class	Inbound
Source IP (for Mask support see below)	Inbound
Source IPv6 IP	Inbound
L3 IPv6 Flow Label	Inbound
Source L4 Port	Inbound
Source MAC (for Mask support see below)	Inbound
VLAN ID (Source VID)	Inbound
VLAN ID2 (Secondary VLAN) (Source VID)	No
Supports Masking	Inbound
Policy	
Out Class Unrestricted	Yes
Policy Attributes -- Inbound	
Assign Queue	Yes
Drop	Yes
Mark COS	Yes
Mark COS-AS-COS2	No
Mark COS2 (Secondary COS)	No
Mark IP DSCP	Yes
Mark IP Precedence	Yes
Mirror (to supported interface types only)	Yes
Police Simple	Yes
Police Single-Rate	No
Police Two-Rate	Yes
Police Color Aware Mode	Yes
Redirect (to supported interface types only)	Yes

Policy Attributes -- Outbound	No
Drop	No
Mark COS	No
Mark IP DSCP	No
Mark IP Precedence	No
Mirror (to supported interface types only)	No
Police Simple	No
Police Single-Rate	No
Police Two-Rate	No
Police Color Aware Mode	No
Redirect (to supported interface types only)	No
Service Interface	
Inbound Slot.Port configurable	Yes
Inbound 'All' Ports configurable	Yes
Outbound Slot.Port configurable	No
Outbound 'All' Ports configurable	No
Supports LAG interfaces	Yes
Mixed L2/IPv4 match criteria, inbound	No
Mixed IPv4/IPv6 match criteria, inbound	No
Mixed IPv4/IPv6 match criteria, outbound	No
PHB Support	
EF	Yes
AF4x	Yes
AF3x	Yes
AF2x	Yes
AF1x	Yes
CS	Yes
Statistics -- Policy Instance	
Offered	packets
Discarded	packets
QOS - COS FEATURE SUPPORT	
COS Support	Yes
Supports LAG interfaces	Yes
COS Mapping Config	
Configurable per-interface	Yes
IP DSCP Mapping	Yes
COS Queue Config	
Queue Parmes configurable per-interface	Yes
Drop Parmes configurable per-interface	Yes
Interface Traffic Shaping (for whole egress interface)	Yes
Minimum Bandwidth	Yes
Weighted Deficit Round Robin (WDRR) Support	Yes
Maximum Queue Weight	127
WRED Support	Yes
FUNCTIONAL SUMMARY - IETF RFC STANDARDS AND IEEE NETWORK PROTOCOLS	
Core Management	
RFC 854 — Telnet	RFC 3414 — User-Based Security Model
RFC 855 — Telnet option specifications	RFC 3415 — View-based Access Control Model
RFC 1155 — SMI v1	RFC 3416 — Version 2 of SNMP Protocol Operations
RFC 1157 — SNMP	RFC 3417 — Transport Mappings
RFC 1212 — Concise MIB definitions	RFC 3418 — Management Information Base (MIB) for the Simple Network Management Protocol (SNMP)
RFC 1867 — HTML/2.0 forms with file upload extensions	Configurable Management VLAN

RFC 1901 — Community-based SNMP v2	SSL 3.0 and TLS 1.0 <ul style="list-style-type: none"> – RFC 2246 — The TLS protocol, version 1.0 – RFC 2346 — AES cipher suites for Transport layer security – RFC 2818 — HTTP over TLS
RFC 1908 — Coexistence between SNMP v1 and SNMP v2	
RFC 2068 — HTTP/1.1 protocol as updated by draft-ietf-http-v11-spec-rev-03	
RFC 2271 — SNMP framework MIB	
RFC 2295 — Transparent content negotiation	SSH 1.5 and 2.0 <ul style="list-style-type: none"> – RFC 4253 — SSH transport layer protocol – RFC 4252 — SSH authentication protocol – RFC 4254 — SSH connection protocol – RFC 4251 — SSH protocol architecture – RFC 4716 — SECSH public key file format – RFC 4419 — Diffie-Hellman group exchange for the SSH transport layer protocol
RFC 2296 — Remote variant selection; RSVP/1.0 state management cookies — draft-ietf-http-state-mgmt-05	
RFC 2576 — Coexistence between SNMP v1, v2, and v3	
RFC 2578 — SMI v2	
RFC 2579 — Textual conventions for SMI v2	
RFC 2580 — Conformance statements for SMI v2	
RFC 3410 — Introduction and Applicability Statements for Internet Standard Management Framework	
RFC 3411 — An Architecture for Describing SNMP Management Frameworks	
RFC 3412 — Message Processing & Dispatching	HTML 4.0 specification, December 1997
RFC 3413 — SNMP Applications	
Advanced Management	
Industry-standard CLI with the following features: <ul style="list-style-type: none"> – Scripting capability – Command completion – Context-sensitive help 	Optional user password encryption Multisession Telnet server Auto Image Upgrade
Core Switching	
IEEE 802.1AB — Link level discovery protocol	IEEE 802.3ac — VLAN tagging
IEEE 802.1D — Spanning tree	IEEE 802.3ad — Link aggregation
IEEE 802.1p — Ethernet priority with user provisioning and mapping	IEEE 802.3ae — 10 GbE
IEEE 802.1Q — Virtual LANs w/ port-based VLANs	IEEE 802.3af — Power over Ethernet
IEEE 802.1S — Multiple spanning tree compatibility	IEEE 802.3at — Power over Ethernet Plus
IEEE 802.1v — Protocol-based VLANs	IEEE 802.3x — Flow control
IEEE 802.1W — Rapid spanning tree	ANSI/TIA-1057 — LLDP-MED
IEEE 802.1AB — LLDP	GARP — Generic Attribute Registration Protocol: clause 12, 802.1D-2004
IEEE 802.1X — Port-based authentication	GMRP — Dynamic L2 multicast registration: clause 10, 802.1D-2004
IEEE 802.3 — 10Base-T	GVRP — Dynamic VLAN registration: clause 11.2, 802.1Q-2003
IEEE 802.3u — 100Base-T	RFC 4541 — IGMP snooping and MLD snooping
IEEE 802.3ab — 1000Base-T	RFC 5171 — UniDirectional Link Detection (UDLD) Protocol
Additional Layer 2 Functionality	
Broadcast storm recovery	IGMP and MLD snooping querier
Double VLAN/VMAN tagging	Port MAC locking
DHCP Snooping	MAC-based VLANs
Dynamic ARP inspection	IP source guard
Independent VLAN Learning (IVL) support	IP subnet-based VLANs
IPv6 classification APIs	Voice VLANs
Jumbo Ethernet frames	Protected ports
Port mirroring	IGMP snooping

Static MAC filtering	Green Ethernet power savings mode
System Facilities	
Event and error logging facility	RFC 2030 — Simple Network Time Protocol (SNTP) V4 for IPv4, IPv6, and OSI
Runtime and configuration download capability	RFC 2131 — DHCP Client/Server
PING utility	RFC 2132 — DHCP options and BOOTP vendor extensions
XMODEM	RFC 2865 — RADIUS client
RFC 768 — UDP	RFC 2866 — RADIUS accounting
RFC 783 — TFTP	RFC 2868 — RADIUS attributes for tunnel protocol support
RFC 791 — IP	RFC 2869 — RADIUS extensions
RFC 792 — ICMP	RFC 28869bis — RADIUS support for Extensible Authentication Protocol (EAP)
RFC 793 — TCP	RFC 5176 — RADIUS Change of Auth
RFC 826 — ARP	RFC 3164 — The BSD syslog protocol with RFC 5424 update
RFC 951 — BOOTP	RFC 3580 — 802.1X RADIUS usage guidelines
RFC 1321 — Message digest algorithm	Power Source Equipment (PSE) IEEE 802.af Powered Ethernet (DTE Power via MDI) standard
RFC 1534 — Interoperability between BOOTP and DHCP	IEEE Draft P802.1AS/D6.7 — IEEE 802.1AS Time Synchronization Protocol
Core Routing	
RFC 826 — Ethernet ARP	RFC 3021 — Using 31-Bit Prefixes on Point-to-Point Links
RFC 894 — Transmission of IP datagrams over Ethernet networks	RFC 3046 — DHCP/BOOTP relay
RFC 896 — Congestion control in IP/TCP networks	VLAN routing
RFC 1027 — Using ARP to implement transparent subnet gateways (Proxy ARP)	
RFC 1256 — ICMP router discovery messages	
RFC 1321 — Message digest algorithm	
RFC 1519 — CIDR	
RFC 1812 — Requirements for IPv4 routers	
RFC 2082 — RIP-2 MD5 authentication	
RFC 2131 — DHCP relay	
RFC 2453 — RIP v2	
Quality of Service - DiffServ	
RFC 2474 — Definition of the differentiated services field (DS Field) in IPv4/IPv6 headers	RFC 3246 — An expedited forwarding PHB (Per-Hop Behavior)
RFC 2475 — An architecture for differentiated services	RFC 3260 — New terminology and clarifications for DiffServ
RFC 2597 — Assured forwarding PHB group	
Quality of Service - Access Control Lists (ACLs)	
Permit/deny actions for inbound or outbound IP traffic classification based on: <ul style="list-style-type: none"> – Type of service (ToS) or differentiated services (DS) DSCP field – Source IP address – Destination IP address – TCP/UDP source port – TCP/UDP destination port – IPv6 flow label – IP protocol number 	Permit/deny actions for inbound or outbound Layer 2 traffic classification based on: <ul style="list-style-type: none"> – Source MAC address – Destination MAC address – EtherType – VLAN identifier value or range (outer and/or inner VLAN tag) – 802.1p user priority (outer and/or inner VLAN tag) Optional rule attributes: <ul style="list-style-type: none"> – Assign matching traffic flow to a specific queue – Redirect or mirror (flow-based mirroring) matching traffic flow to a specific port – Generate trap log entries containing rule hit counts

Quality of Service – Class of Service (CoS)	
Direct user configuration of the following: <ul style="list-style-type: none"> – IP DSCP to traffic class mapping – IP precedence to traffic class mapping – Interface trust mode: 802.1p, IP Precedence, IP DSCP, or untrusted – Interface traffic shaping rate – Minimum and maximum bandwidth per queue – Strict priority versus weighted (WRR/WDRR/WFQ) scheduling per queue – Tail drop versus Weighted Random Early Detection (WRED) queue depth management 	Auto VoIP
Core Multicast	
RFC 1112 — Host extensions for IP multicasting	Draft-ietf-idmr-dvmrp-v3-10 — DVMRP
RFC 2236 — IGMP v2	Draft-ietf-magma-igmp-proxy-06.txt — IGMP/MLD-based multicast forwarding (IGMP/MLD proxying)
RFC 2710 — MLDv1	Draft-ietf-magma-igmpv3-and-routing-05.txt — IGMPv3 and multicast routing protocol interaction
RFC 2365 — Administratively scoped boundaries	Static RP configuration
RFC 3376 — IGMPv3	
RFC3810 — MLDv2	
Core IPv6 Routing	
RFC 1981 — Path MTU for IPv6	RFC 3513 — Addressing architecture for IPv6
RFC 2373 — IPv6 addressing	RFC 3542 — Advanced sockets API for IPv6
RFC 2460 — IPv6 protocol specification	RFC 3587 — IPv6 global unicast address format
RFC 2461 — Neighbor discovery	RFC 4291 — Addressing architecture for IPv6
RFC 2462 — Stateless autoconfiguration	RFC 4443 — Internet Control Message Protocol (ICMPv6) for the IPv6 Specification
RFC 2464 — IPv6 over Ethernet	RFC 6164 — Using 127-Bit IPv6 Prefixes on Inter-Router Links
RFC 2711 — IPv6 router alert	RFC 6583 — Operational Neighbor Discovery Problems
RFC 3056—Connection of IPv6 Domains via IPv4 Clouds	
RFC 3315 —Dynamic Host Configuration Protocol for IPv6 (DHCPv6)	
RFC 3484 — Default address selection for IPv6	
RFC 3493 — Basic socket interface for IPv6	
SUPPORTED MIBS	
Base Package MIBs	MIBs can be downloaded here: http://support.netgear.com/for_business/default.aspx
ANSI/TIA-1057 — LLDP-EXT-MED-MIB	RFC 2674 — Q-BRIDGE-MIB
DIFFSERV DSCP TC (Draft — no RFC)	RFC 2677 — IANA Address Family Numbers MIB
DNS-RESOLVER-MIB (IETF DNS Working Group)	RFC 2819 — RMON MIB
DNS-SERVER-MIB (IETF DNS Working Group)	RFC 2925 — DISMAN-PING-MIB and DISMAN-TRACEROUTE-MIB
GreenEthernet Private MIB	RFC 3273 — RMON MIB for High Capacity Networks
IANA-ADDRESS-FAMILY-NUMBERS-MIB (IANA (3/2002)	RFC 3411 — SNMP Management Frameworks MIB
IEEE 802.1AB-2004 — LLDP MIB	RFC 3411 — SNMP-FRAMEWORK-MIB
IEEE 802.1AB-2005 — LLDP-EXT-DOT3-MIB	RFC 3412 — SNMP-MPD-MIB
POWER ETHERNET MIB (Draft — no RFC)	RFC 3413 — SNMP-NOTIFICATION-MIB
RFC 1155 — SMI-MIB	RFC 3413 — SNMP-PROXY-MIB (initial revision published as RFC 2273)
RFC 1450 — SNMPV2-MIB	RFC 3413 — SNMP-TARGET-MIB (initial revision published as RFC 2273)
RFC 2273 — SNMP Notification MIB, SNMP Target MIB	RFC 3414 — User-based Security Model for SNMPv3 MIB
RFC 2392 — IANA RTPROTO-MIB	RFC 3415 — View-based Access Control Model for SNMP MIB
RFC 2572 — SNMP Message Processing and Dispatching MIB	RFC 3417 — SNMPV2-TM

RFC 2574 — User-based Security Model for SNMPv3 MIB	RFC 3418 — SNMPv2 MIB
RFC 2575 — View-based Access Control Model for SNMP MIB	RFC 3434 — RMON MIB Extensions for High Capacity Alarms
RFC 2576 — SNMP Community MIB	RFC 3584 — SNMP Community MIB
RFC 2578 — SNMPV2-SMI	RFC 3621 — POWER-ETHERNET-MIB
RFC 2579 — SNMPV2-TC	SNMP-RESEARCH-MIB— SNMP research MIB definitions
RFC 2580— SNMPV2-CONF	SR-AGENT-INFO-MIB— SNMP research MIB definitions
RFC 2613 — SMON-MIB	USM-TARGET-TAG-MIB — SNMP research MIB definitions
Switching Package MIBs	
RFC 1213 — MIB-II	RFC 2011 — SNMPv2 Management Information Base
ANSI/TIA 1057 — LLDP-MED MIB	RFC 2213 — Integrated Services MIB
FASTPATH Enterprise MIBs supporting switching features	RFC 2233 — IF-MIB
FASTPATH-MMRP-MIB — MMRP private MIB for IEEE 802.1Q devices	RFC 2233 — The Interfaces Group MIB using SMI v2
FASTPATH-MSRP-MIB — MSRP private MIB for IEEE 802.1Q devices	RFC 2674 — VLAN and Ethernet Priority MIB (P-Bridge MIB)
FASTPATH-MVRP-MIB — MVRP private MIB for IEEE 802.1Q devices	RFC 2737 — Entity MIB (Version 2)
IANAifType-MIB — IANAifType Textual Convention	RFC 2819 — RMON Groups 1,2,3, & 9
IEEE 802.1AB — LLDP MIB	RFC 2863 — Interfaces Group MIB
IEEE 802.3AD MIB (IEEE8021-AD-MIB)	RFC 3291 — INET Address MIB
IEEE Draft P802.1AS/D7.0 (IEEE8021-AS-MIB)	RFC 3291 — Textual Conventions for Internet Network Addresses
IEEE LAG-MIB — Link Aggregation module for managing IEEE 802.3ad	RFC 3621 — Power Ethernet MIB
LLDP-EXT-DOT3-MIB (part of IEEE Std 802.1AB)	RFC 3635 — Etherlike MIB
LLDP-MIB (part of IEEE Std 802.1AB)	RFC 3636 — IEEE 802.3 Medium Attachment Units (MAUs) MIB
Private MIB for 802.1Qat, 802.1Qav Configuration	RFC 4022 — Management Information Base for the Transmission Control Protocol (TCP)
RFC 1493 — Bridge MIB	RFC 4113 — Management Information Base for the User Datagram Protocol (UDP)
RFC 1643 — Definitions of managed objects for the Ethernet-like interface types	RFC 4444 — IS-IS MIB
Routing Package MIBs	
FASTPATH Enterprise MIBs supporting routing features	RFC 2096 — IP Forwarding Table MIB
IANA-Address-Family-Numbers-MIB	RFC 2668 — IEEE 802.3 Medium Attachment Units (MAUs) MIB
RFC 1724 — RIP v2 MIB Extension	
RFC 2096 — IP Forwarding Table MIB	
IPv6 Management MIBs	
RFC 3419 — TRANSPORT-ADDRESS-MIB	IPv6-MIB (draft)
IPv6-ICMP-MIB (draft)	
IPv6 Routing MIBs	
RFC 2465 — IPv6 MIB	RFC 2466 — ICMPv6 MIB
QoS Package MIB	
RFC 3289 — DIFFSERV-MIB & DIFFSERV-DCSP-TC MIBs	Private MIBs for full configuration of DiffServ, ACL, and CoS functionality
Security MIB	
RFC 2618 — RADIUS Authentication Client MIB	IEEE8021-PAE-MIB — The Port Access Entity module for managing IEEE 802.1X
RFC 2620 — RADIUS Accounting MIB	IEEE 802.1X MIB (IEEE 8021-PAE-MIB 2004 Revision)

Multicast Package MIBs		
draft-ietf-idmr-dvmrp-mib-11.txt — DVMRP MIB draft-ietf-magma-mgmd-mib-05.txt — Multicast Group Membership Discovery MIB (both IGMP and MLD) FASTPATH Enterprise MIBs supporting multicast features		
MANAGEMENT		
Password management		Yes
Configurable Management VLAN		Yes
Out-of-band Management	Yes	In-band management can be shut down using Management ACLs when separate management network
Auto Install (BOOTP and DHCP options 66, 67, 150 and 55, 125)	Yes	Scalable deployment process (firmware, config)
Admin access control via Radius and TACACS+	Yes	Policies, Enable
Industry standard CLI (IS-CLI)	Yes	Command Line interface
CLI commands logged to a Syslog server		Yes
Web-based graphical user interface (GUI)	Yes	Fully functional GUI (exceptions are noted below:)
Features without Web GUI support		
PV(R)STP		CLI only
Authorization List		CLI only
Control Plane ACL		CLI only
UDLD		CLI only
QoS Policy for Single Rate		CLI only
DHCPv6 Snooping		CLI only
eMail Alerting		CLI only
MMRP		CLI only
Telnet		Yes
IPv6 management		Yes
Dual Software (firmware) image	Yes	Allows non disruptive firmware upgrade process
Dual Configuration file	Yes	Text-based (CLI commands) configuration file
Non disruptive Config Management	Yes	Provides synchronized network timestamp either in broadcast or unicast mode
IS-CLI Scripting		Yes
Port descriptions		Yes
SNTP client over UDP port 123	Yes	Provides synchronized network timestamp either in broadcast or unicast mode
XMODEM		Yes
SNMP v1/v2		Yes
SNMP v3 with multiple IP addresses		Yes
RMON 1,2,3,9		Yes
Max History entries		3 * (number of ports in the chassis + LAG + 10)
Max buckets per History entry		10
Max Alarm entries		3 * (number of ports in the chassis + LAG + 10)
Max Event entries		3 * (number of ports in the chassis + LAG + 10)
Max Log entries per Event entry		10
Port Mirroring		Yes
Number of monitor sessions		1 (multiple sessions are configurable)
Tx/Rx		Yes
Many to One Port Mirroring		Yes
LAG supported as source ports		Yes
Max source ports in a session		Total switch port count

Remote Port Mirroring (RSPAN)	Yes When a particular session is enabled, any traffic entering or leaving the source ports of that session is copied (mirrored) onto a Remote Switched Port Analyzer (RSPAN) VLAN	
Flow based mirroring	Yes	
Cable Test utility	Yes	CLI, Web GUI
Outbound Telnet	Yes	
SSH SSH Session Configuration	v1/v2 Yes	Secure Shell
SSL/HTTPS and TLS v1.0 for web-based access	Yes	
File transfers (uploads, downloads)	TFTP/HTTP	
Secured protocols for file transfers	SCP/SFTP/HTTPS	
HTTP Max Sessions	16	
SSL/HTTPS Max Sessions	16	
HTTP Download (firmware)	Yes	
Email Alerting	Yes (CLI only)	
Syslog (RFC 3164) (RFC 5424)	Yes, forwarding messages via UDP using the Syslog protocol to one or more collectors or relays	
Persistent log supported	Yes	
OpenFlow 1.3	Supports a single-table OpenFlow 1.3 data forwarding path	
USER ADMIN MANAGEMENT		
User ID configuration	Yes	
Max number of configured users	6	
Support multiple READWRITE Users	Yes	
Max number of IAS users (internal user database)	100	
Authentication login lists	Yes	
Authentication Enable lists	Yes	
Authentication HTTP lists	Yes	
Authentication HTTPS lists	Yes	
Authentication Dot1x lists	Yes	
Accounting Exec lists	Yes	
Accounting Commands lists	Yes	
Login History	50	
M4200 SERIES - PLATFORM CONSTANTS		
Maximum number of remote Telnet connections	5	
Maximum number of remote SSH connections	5	
Number of MAC Addresses	16K	
Number of VLANs	1K	
VLAN ID Range	1 - 4093	
Number of 802.1p Traffic Classes	8 classes	
IEEE 802.1x Number of .1x clients per port	48	
Number of LAGs	5 LAGs with up to 8 ports per group	
Maximum multiple spanning tree instances (MSTP)	32	
Maximum per VLAN spanning tree instances (PVST)	32	
MAC based VLANS Number supported	Yes 256	
Number of network buffers	246	

Number of log messages buffered		200	
Static filter entries			
Unicast MAC and source port		20	
Multicast MAC and source port		20	
Multicast MAC and destination port (only)		2048	
Subnet based VLANs		Yes	
Number supported		128	
Protocol Based VLANs		Yes	
Max number of groups		128	
Max protocols		16	
Maximum Multicast MAC Addresses entries		1K	
Jumbo Frame Support		Yes	
Max Size Supported		9k	
Number of IP Source Guard stations		250	
Number of DHCP snooping bindings		8K	
Number of DHCPv6 snooping bindings		8K	
Number of DHCP snooping static entries		1024	
LLDP-MED number of remote nodes		20	
LLDP Remote Management address buffers		20	
LLDP Unknown TLV address buffers		100	
LLDP Organizationally Defined Large TLV buffers		100	
LLDP Organizationally Defined Small TLV buffers		120	
Port MAC Locking		Yes	
Dynamic addresses per port		4096	
Static addresses per port		48	
sFlow			
Number of samplers		10	
Number of pollers		10	
Number of receivers		8	
Radius			
Max Authentication servers		32	
Max Accounting servers		32	
Number of Routes (v4/v6)			SDM (System Data Management, or switch database)
IPv4 only SDM build	64		
IPv4/IPv6 SDM build			
IPv4 routes	64		
IPv6 routes	64		
RIP application route scaling	32		
Number of routing interfaces (including port/vlan)		64	
Number of static routes (v4/v6)		32/32	
DHCP Server			
Max number of pools		256	
Total max leases		2K	
DNS Client			
Concurrent requests		16	
Name server entries		8	
Seach list entries		6	
Static host entries		64	
Cache entries		128	
Domain search list entries		32	

Number of Host Entries (ARP/NDP) IPv4 only SDM build IPv4/IPv6 SDM build (v4/v6) Static v4 ARP Entries	1,152 768 / 384 128	SDM (System Data Management, or switch database)
IGMPv3 / MLDv2 Snooping Limits IGMPv3/MLDv2 HW entries when Switching only	32/16	
IP Multicast IGMP Group Memberships per system	1K IPv4 1K IPv6	
ACL Limits Maximum Number of ACLs (any type) Maximum Number Configurable Rules per List Maximum ACL Rules per Interface and Direction Maximum ACL Rules per Interface and Direction (IPv6) Maximum ACL Rules (system-wide) Maximum ACL Logging Rules (system-wide)	100 512 ingress / 0 egress 512 ingress / 0 egress 256 ingress / 0 egress 16K 128	
COS Device Characteristics Configurable Queues per Port Configurable Drop Precedence Levels	8 queues 3	
DiffServ Device Limits Number of Queues Requires TLV to contain all policy instances combined Max Rules per Class Max Instances per Policy Max Attributes per Instance Max Service Interfaces Max Table Entries Class Table Class Rule Table Policy Table Policy Instance Table Policy Attribute Table Max Nested Class Chain Rule Count	8 queues Yes 13 28 3 116 32 416 64 1,792 5,376 26	
AutoVoIP number of voice calls	20	
iSCSI Flow Acceleration Max Monitored TCP Ports/IP Addresses Max Sessions Max Connections	16 192 192	
OpenFlow 1.3 Number of max OpenFlow access rules Number of max OpenFlow forwarding rules	1,024 1,792	
LEDS		
Per port	Speed, Link, Activity	
Per device	Power, Fan	
PHYSICAL SPECIFICATIONS		
Dimensions M4200-10MG-PoE+	Width: 17.32 inches (44 cm); Height: 1U - 1.73 inches (4.4 cm); Depth: 3.94 inches (10 cm)	
Weight M4200-10MG-PoE+	4.52 lb (2.05 kg)	
POWER CONSUMPTION		
Worst case, all ports used, line-rate traffic M4200-10MG-PoE+	281.6W max	

ENVIRONMENTAL SPECIFICATIONS		
Operating: Temperature Humidity Altitude	32° to 122°F (0° to 50°C) 90% maximum relative humidity, non-condensing 10,000 ft (3,000 m) maximum	
Storage: Temperature Humidity Altitude	– 4° to 158°F (–20° to 70°C) 95% maximum relative humidity, non-condensing 10,000 ft (3,000 m) maximum	
ELECTROMAGNETIC EMISSIONS AND IMMUNITY		
Certifications	CE mark, commercial FCC Part 15 Class A VCCI Class A Class A EN 55022 (CISPR 22) Class A Class A C-Tick EN 50082-1 EN 55024	
SAFETY		
Certifications	CE mark, commercial CSA certified (CSA 22.2 #950) UL listed (UL 1950)/cUL IEC 950/EN 60950	
PACKAGE CONTENT		
M4200-10MG-PoE+ (GSM4210P)	M4200-10MG-PoE+ Switch Power cord(s) RJ45 straight-through wiring serial console cable to DB9 Mini-USB console cable Rubber caps for the SFP+ sockets Rack-mounting kit 1 x Mount for attachment to a wall, round pole, or rectangular pole 2 x Rubber belts 2 x Hose clamps 1 x Power cord strap and lock Rubber footpads for tabletop installation Installation guide Resource CD with the following manuals and software: – Software setup manual – CLI manual – Software administration guide – Hardware installation guide – The driver for use with the Mini-USB console cable	
OPTIONAL MODULES		
AGM731F AGM732F AGM734 AXC761 AXC763 AXM761 AXM761 (Pack of 10 units) AXM762 AXM762 (Pack of 10 units) AXM763 AXM764	1000BASE-SX SFP GBIC (Multimode) 1000BASE-LX SFP GBIC (Single mode) 1000BASE-T RJ45 SFP GBIC 10GSFP+ Cu (passive) SFP+ to SFP+ Direct Attach Cable 1m 10GSFP+ Cu (passive) SFP+ to SFP+ Direct Attach Cable 3m 10GBASE-SR SFP+ GBIC (OM3/OM4 Multimode) 10GBASE-SR SFP+ GBIC (OM3/OM4 Multimode) 10GBASE-LR SFP+ GBIC (Single mode) 10GBASE-LR SFP+ GBIC (Single mode) 10GBASE-LR SFP+ GBIC (Single mode) 10GBASE-LRM SFP+ GBIC (Long Reach Multimode for OM1/OM2, also compatible with OM3/OM4) 10GBASE-LR LITE SFP+ GBIC (Single mode)	AGM731F AGM732F AGM734-10000S AXC761-10000S AXC763-10000S AXM761-10000S AXM761P10-10000S AXM762-10000S AXM762P10-10000S AXM763-10000S AXM764-10000S

WARRANTY AND SUPPORT	
ProSAFE Lifetime Hardware Warranty*	Included, lifetime
90 days of Technical Support via phone and email*	Included, 90 days after purchase
Lifetime Technical Support through online chat*	Included, lifetime
Lifetime Next Business Day hardware replacement*	Included, lifetime
PROSUPPORT SERVICE PACKS	
Installation contracts	
PSB0304-10000S	Remote Installation Setup and Configuration Service Contract
PSP1104-10000S	Onsite Installation Setup and Configuration Service Contract
Supplemental support contracts	
PMP3132-10000S	OnSite NBD Replacement 3-year CAT 2
PMB0332-10000S	OnCall 24x7 3-year CAT 2
PMB0352-10000S	OnCall 24x7 5-year CAT 2
ORDERING INFORMATION	
M4200-10MG-PoE+ Americas, Europe Asia Pacific China	GSM4210P-100NES GSM4210P-100AJS GSM4210P-100PRS

* This product comes with a limited warranty that is valid only if purchased from a NETGEAR authorized reseller and modifications to product may void the warranty; covers hardware, fans and internal power supplies - not software or external power supplies See <http://www.netgear.com/about/warranty/> for details. Lifetime technical support includes basic phone support for 90 days from purchase date and lifetime online chat support when purchased from a NETGEAR authorized reseller.

NETGEAR, the NETGEAR Logo and ProSAFE are trademarks of NETGEAR, Inc. in the United States and/or other countries. Other brand names mentioned herein are for identification purposes only and may be trademarks of their respective holder(s). Information is subject to change without notice. © 2016 NETGEAR, Inc. All rights reserved.