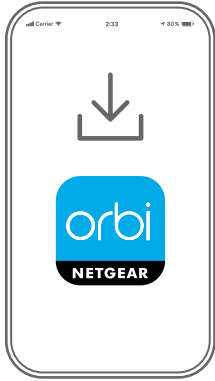


Let's get started



1

Download the Orbi app and install your Orbi router

On your mobile phone, download the Orbi app and follow the setup instructions.

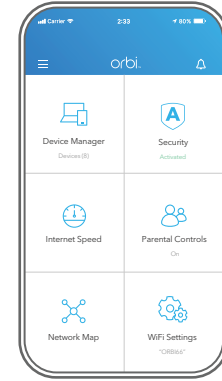


2

Secure your devices with NETGEAR Armor

NETGEAR Armor™ protects your family's WiFi with an automatic shield of security across your connected devices.

Tap the **Security** icon in your Orbi app to explore your free trial.



3

Do more with the app

Check out everything you can do on the Orbi app! Pause the Internet, run a speed test, set smart parental controls, and more.

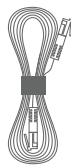
(Availability of software services can vary by region.)



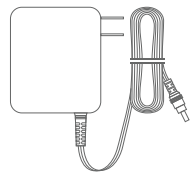
Contents



Orbi Router



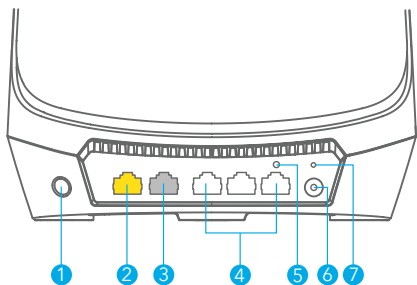
Ethernet Cable



Power Adapter
(varies by region)

(Your package might contain additional plug adapters.)

Overview



Orbi Router

- 1 Sync Button
- 2 10G Internet Port
- 3 2.5G Ethernet Port
- 4 Gigabit Ethernet Ports
- 5 Reset Button
- 6 Power Connector
- 7 Power LED

NETGEAR® October 2022



201-29970-02

NETGEAR, Inc.
350 East Plumeria Drive
San Jose, CA 95134, USA

NETGEAR INTERNATIONAL LTD
Floor 1, Building 3,
University Technology Centre
Curraheen Road, Cork,
T12EF21, Ireland

© NETGEAR, Inc., NETGEAR and the NETGEAR Logo are trademarks of NETGEAR, Inc. Any non-NETGEAR trademarks are used for reference purposes only.

Troubleshooting

If you're having problems with the installation, try the following:

- If you already own another Orbi router and you used the Orbi app before, go to the dashboard and tap **SET UP A NEW ORBI SYSTEM**.
- Turn off your modem and Orbi router and disconnect them. Reboot your modem. Reconnect your Orbi router to your modem, and try installing with the Orbi app again.
- If you're still unable to install your Orbi router using the Orbi app, manually install it using the router web interface. Visit orbilogin.com to access the router web interface.

For more information, visit netgear.com/orbihelp.

Support and Community

Visit netgear.com/support to get your questions answered and access the latest downloads.

You can also check out our NETGEAR Community for helpful advice at community.netgear.com.

Regulatory and Legal

Si ce produit est vendu au Canada, vous pouvez accéder à ce document en français canadien à <https://www.netgear.com/support/download/>.

(If this product is sold in Canada, you can access this document in Canadian French at <https://www.netgear.com/support/download/>.)

For regulatory compliance information including the EU Declaration of Conformity, visit <https://www.netgear.com/about/regulatory/>.

See the regulatory compliance document before connecting the power supply.

For NETGEAR's Privacy Policy, visit <https://www.netgear.com/about/privacy-policy>.

By using this device, you are agreeing to NETGEAR's Terms and Conditions at <https://www.netgear.com/about/terms-and-conditions>. If you do not agree, return the device to your place of purchase within your return period.

Applicable to 6 GHz devices only: Only use the device indoors. The operation of 6 GHz devices is prohibited on oil platforms, cars, trains, boats, and aircraft, except that operation of this device is permitted in large aircraft while flying above 10,000 feet. Operation of transmitters in the 5.925-7.125 GHz band is prohibited for control of or communications with unmanned aircraft systems.