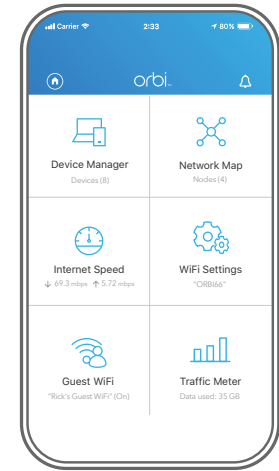

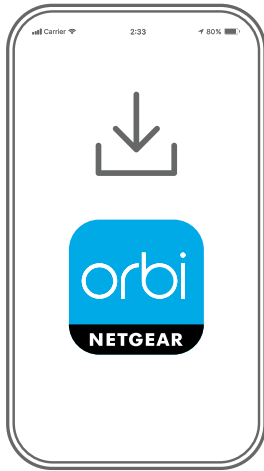


# Let's get started



## 1. Download

On your mobile phone, download the Orbi app, available on Google Play and the Apple App Store.

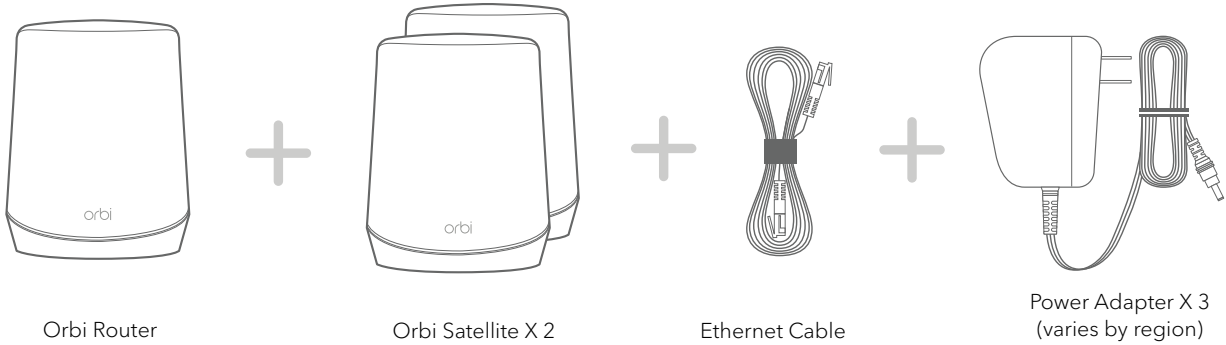
## 2. Install

Open the Orbi app and follow the step-by-step instructions to set up your Orbi router and satellites.

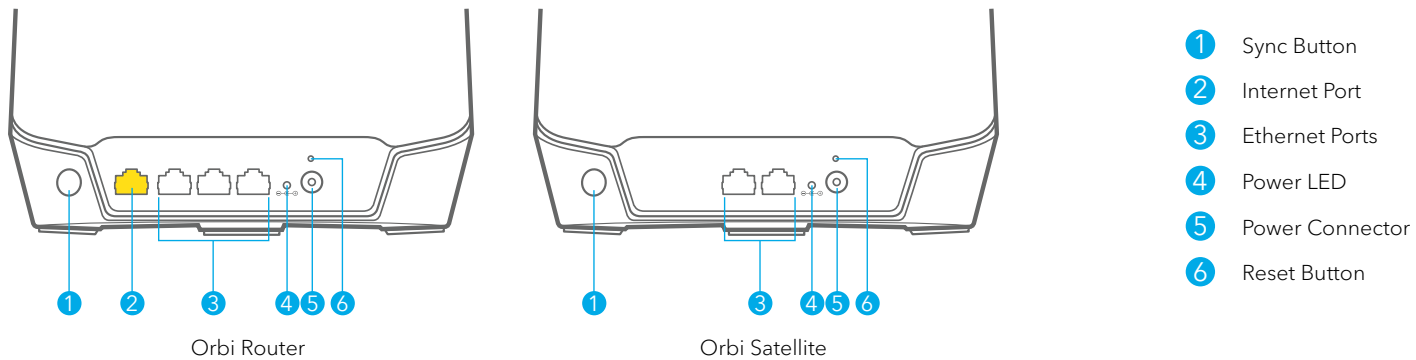
## 3. Explore

Check out everything you can do on the Orbi app! Run a speed test, pause the Internet, see all the connected devices, and more.

# Contents



# Overview



# Support and Community

Visit [netgear.com/support](http://netgear.com/support) to get your questions answered and access the latest downloads.

You can also check out our NETGEAR Community for helpful advice at [community.netgear.com](http://community.netgear.com).

Si ce produit est vendu au Canada, vous pouvez accéder à ce document en français canadien à <http://downloadcenter.netgear.com/other/>.

(If this product is sold in Canada, you can access this document in Canadian French at <http://downloadcenter.netgear.com/other/>.)

For regulatory compliance information including the EU Declaration of Conformity, visit <https://www.netgear.com/about/regulatory/>.

See the regulatory compliance document before connecting the power supply.

**NETGEAR®**

NETGEAR, Inc.  
350 East Plumeria Drive  
San Jose, CA 95134, USA

© NETGEAR, Inc., NETGEAR and the NETGEAR Logo are trademarks of NETGEAR, Inc. Any non-NETGEAR trademarks are used for reference purposes only.



NETGEAR INTERNATIONAL LTD  
Floor 1, Building 3,  
University Technology Centre  
Curraheen Road, Cork,  
T12EF21, Ireland

November 2019



201-26137-01