

# WELCOME TO A SUPERIOR CLASS OF WIFI. LET'S GET STARTED.

orbi.

1

On your mobile phone, scan the QR code to download the Orbi app and follow the setup instructions

If you used the Orbi app before, go to the dashboard and tap the top left menu, then SET UP A NEW ORBI SYSTEM.



2

Check your network security with  
NETGEAR Armor™

NETGEAR Armor protects your family's WiFi with an automatic shield of security across your connected devices.

Tap the SECURITY icon in the Orbi app to explore your Armor subscription and protection score.

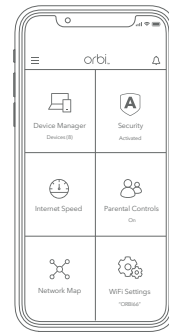


3

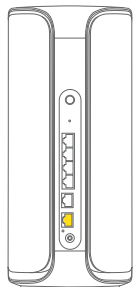
Do more with the app

Check out everything you can do on the Orbi app! Pause the Internet, run a speed test, set smart parental controls, and more.

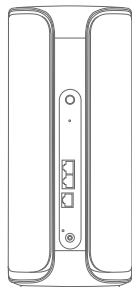
(Availability of software services can vary by region.)



## CONTENTS

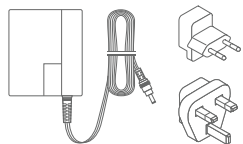


Orbi Router



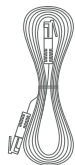
Orbi Satellite

One (1) for RBE972S/SB  
Two (2) for RBE973S/SB



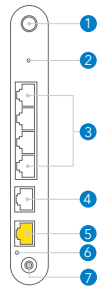
Power and Plug Adapters  
(varies by region)

Two (2) for RBE972S/SB  
Three (3) for RBE973S/SB

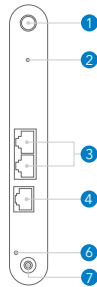


Ethernet Cable

## OVERVIEW



Orbi Router



Orbi Satellite

|   |                        |
|---|------------------------|
| 1 | Sync button            |
| 2 | Reset button           |
| 3 | 2.5 Gbps Ethernet port |
| 4 | 10 Gbps Ethernet port  |
| 5 | 10 Gig Internet port   |
| 6 | Power LED              |
| 7 | Power connection       |

## NEED HELP?

We want you to have the best experience with your new Orbi. If you need help with setup, or have any questions or concerns, visit [netgear.com/contact](https://netgear.com/contact) to reach your local support team.

If you prefer to troubleshoot before contacting us, you can try these tips:

- Turn off your modem and Orbi router and disconnect them. Reboot your modem. Reconnect your Orbi router to your modem, and try installing with the Orbi app again.
- If you're still unable to install your Orbi system using the Orbi app, install it using the web interface portal. Visit [orbilogin.com](https://orbilogin.com) to access the Orbi web interface.

You can also find more setup help online at [netgear.com/orbihelp](https://netgear.com/orbihelp).

## SUPPORT AND COMMUNITY

Get your questions answered and access the latest downloads at [netgear.com/support](https://netgear.com/support), and check out our NETGEAR Community at [community.netgear.com](https://community.netgear.com).

## REGULATORY AND LEGAL

For regulatory compliance information including the EU Declaration of Conformity, visit [netgear.com/about/regulatory](https://netgear.com/about/regulatory). See the regulatory compliance document before connecting the power supply. For NETGEAR's Privacy Policy, visit [netgear.com/about/privacy-policy](https://netgear.com/about/privacy-policy).

Applicable to 6 GHz devices only: Only use the device indoors. The operation of 6 GHz devices is prohibited on oil platforms, cars, trains, boats, and aircraft, except that operation of this device is permitted in large aircraft while flying above 10,000 feet. Operation of transmitters in the 5.925-7.125 GHz band is prohibited for control of or communications with unmanned aircraft systems.

**NETGEAR**

June 2023



201-30653-01

**NETGEAR, Inc.**  
350 East Plumeria Drive  
San Jose, CA 95134, USA

**NETGEAR INTERNATIONAL LTD**  
Floor 6, Penrose Two  
Penrose Dock, Cork, T23 Y009, Ireland

© NETGEAR, Inc., NETGEAR, the NETGEAR Logo and the Orbi logo are trademarks of NETGEAR, Inc. Any non-NETGEAR trademarks are used for reference purposes only.