

# WELCOME TO A SUPERIOR CLASS OF WIFI. LET'S GET STARTED.

orbi.

1

On your mobile phone, scan the QR code to download the Orbi app and follow the setup instructions

If you used the Orbi app before, go to the dashboard and tap the top left menu, then SET UP A NEW ORBI SYSTEM.



2

Check your network security with NETGEAR Armor™

NETGEAR Armor protects your family's WiFi with an automatic shield of security across your connected devices.

Tap the SECURITY tile in your Orbi app to explore your complimentary Armor trial and protection score.




3

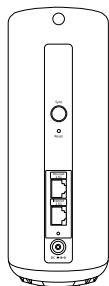
Do more with the app

Check out everything you can do on the Orbi app! Pause the Internet, run a speed test, see all the connected devices, and more.

(Availability of software services can vary by region.)

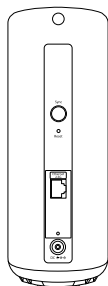


# CONTENTS



Orbi router

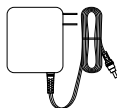
Look for the QR code sticker to identify your router.



Orbi satellite(s)



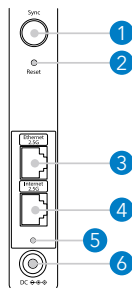
Ethernet cable



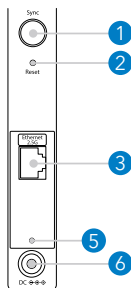
Power adapters\*

\*Varies by region. Packages in some regions might also include plug adapters.

## OVERVIEW



Orbi router



Orbi satellite(s)

1	Sync button
2	Reset button
3	2.5G Ethernet port
4	2.5G Internet port
5	Power LED
6	Power connection

## NEED HELP?

If you're having problems with the installation, turn off your modem and router and disconnect them. Reboot your modem. Reconnect your Orbi router to your modem and try installing with the Orbi app again.

You can also find more setup help online at [netgear.com/orbihelp](https://netgear.com/orbihelp).

## ADVANCED SETUP

The Orbi App provides the best setup experience for most users. For advanced setup, you can use the Orbi web interface portal. Visit [orbilogin.com](https://orbilogin.com) (Windows and Android devices) or [orbilogin.local](https://orbilogin.local) (Apple MacOS and iOS devices) to access the Orbi web interface.

## SUPPORT AND COMMUNITY

Get your questions answered and access the latest downloads at [netgear.com/support](https://netgear.com/support), and check out our NETGEAR Community at [community.netgear.com](https://community.netgear.com).

## REGULATORY AND LEGAL

Si ce produit est vendu au Canada, vous pouvez accéder à ce document en français canadien à [netgear.com/support/download](https://netgear.com/support/download). (If this product is sold in Canada, you can access this document in Canadian French at [netgear.com/support/download](https://netgear.com/support/download).) For regulatory compliance information including the EU Declaration of Conformity, visit [netgear.com/about/regulatory](https://netgear.com/about/regulatory). See the regulatory compliance document before connecting the power supply. For NETGEAR's Privacy Policy, visit [netgear.com/about/privacy-policy](https://netgear.com/about/privacy-policy). By using this device, you are agreeing to NETGEAR's Terms and Conditions at [netgear.com/about/terms-and-conditions](https://netgear.com/about/terms-and-conditions). If you do not agree, return the device to your place of purchase within your return period.

Applicable to 6 GHz devices only: Only use the device indoors when the 6 GHz band is enabled. The operation of 6 GHz devices is prohibited on oil platforms, cars, trains, boats, and aircraft, except that operation of this device is permitted in large aircraft while flying above 10,000 feet. Operation of transmitters in the 5.925-7.125 GHz band is prohibited for control of or communications with unmanned aircraft systems.

April 2025



201-32707-01

**NETGEAR**

NETGEAR, Inc.  
NETGEAR INTERNATIONAL LTD

© NETGEAR, Inc., NETGEAR, the NETGEAR Logo and the Orbi logo are trademarks of NETGEAR, Inc. Any non-NETGEAR trademarks are used for reference purposes only.