

Quick Start



1 Download the Nighthawk app to install your router

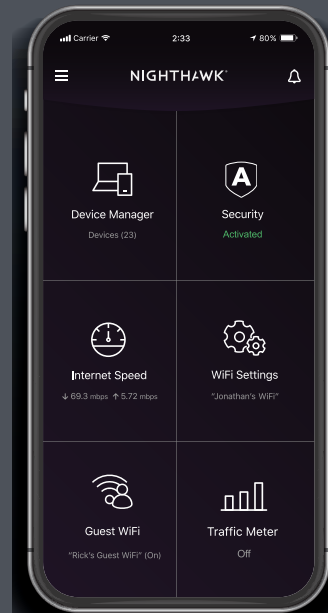
On your mobile phone, download the Nighthawk app and follow the setup instructions.



2 Secure your devices with NETGEAR Armor

NETGEAR Armor™ protects your family's WiFi with an automatic shield of security across your connected devices.

Your Nighthawk comes with a one-year Armor subscription. Tap the Armor icon in your Nighthawk app to verify that your subscription is activated.



3 Do more with the app

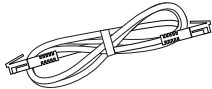
Check out everything you can do on the Nighthawk app! Run a speed test, pause the Internet, see all the connected devices, and more.

NIGHTHAWK®

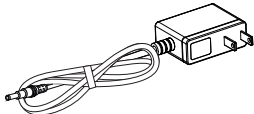
Contents



Router

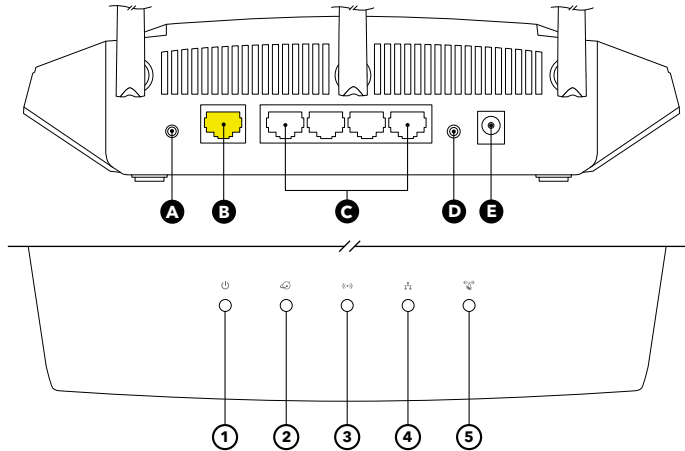


Ethernet cable



Power adapter
(varies by region)

Overview



- A** WPS button
- B** Internet port
- C** Ethernet LAN ports 1-4

- D** Reset button
- E** Power connection

- 1** Power LED
- 2** Internet LED
- 3** WiFi LED

- 4** Ethernet LED
- 5** WPS LED

Troubleshooting

If you're having problems with the installation, try the following:

- If you already own another NETGEAR router and you used the Nighthawk app before, go to the dashboard and tap > **SET UP A NEW NIGHTHAWK SYSTEM** to install your new router.
- Turn off your modem and router and disconnect them. Reboot your modem. Reconnect your router to your modem and try installing with the Nighthawk app again.
- If you're still unable to install your router using the Nighthawk app, manually install it using the router web interface. Visit <http://www.routerlogin.net> to access the router web interface.

For more information, visit netgear.com/routerhelp.

NETGEAR INTERNATIONAL LTD
Floor 6, Penrose Two,
Penrose Dock, Cork,
T23 YY09, Ireland

NETGEAR, Inc.
350 East Plumeria Drive
San Jose, CA 95134, USA

November 2022

NETGEAR

© NETGEAR, Inc., NETGEAR and the NETGEAR Logo are trademarks of NETGEAR, Inc. Any non-NETGEAR trademarks are used for reference purposes only.



201-30139-01

Support and Community

Visit netgear.com/support to get your questions answered and access the latest downloads.

You can also check out our NETGEAR Community for helpful advice at community.netgear.com.

Regulatory and Legal

Si ce produit est vendu au Canada, vous pouvez accéder à ce document en français canadien à <https://www.netgear.com/support/download/>.

(If this product is sold in Canada, you can access this document in Canadian French at <https://www.netgear.com/support/download/>.)

For regulatory compliance information including the EU Declaration of Conformity, visit <https://www.netgear.com/about/regulatory/>.

See the regulatory compliance document before connecting the power supply.

For NETGEAR's Privacy Policy, visit <https://www.netgear.com/about/privacy-policy>.

By using this device, you are agreeing to NETGEAR's Terms and Conditions at <https://www.netgear.com/about/terms-and-conditions>. If you do not agree, return the device to your place of purchase within your return period.

Applicable to 6 GHz devices only: Only use the device indoors. The operation of 6 GHz devices is prohibited on oil platforms, cars, trains, boats, and aircraft, except that operation of this device is permitted in large aircraft while flying above 10,000 feet. Operation of transmitters in the 5.925-7.125 GHz band is prohibited for control of or communications with unmanned aircraft systems.