

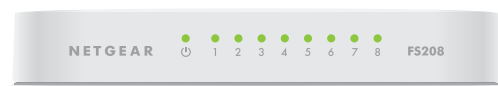



Installation Guide

5-Port and 8-Port Unmanaged Fast Ethernet Switch (FS205v2 and FS208v2)

5-Port and 8-Port Unmanaged Gigabit Ethernet Switch (GS205v2 and GS208v2)



Package contents

- Switch model FS205v2, FS208v2, GS205v2, or GS208v2
- Power adapter (varies by region)
- Installation guide

Note: Ethernet cables are not included. We recommend that you use Category 5e (Cat 5e) cable or higher for Gigabit Ethernet connections.

1. Register with the NETGEAR Insight app

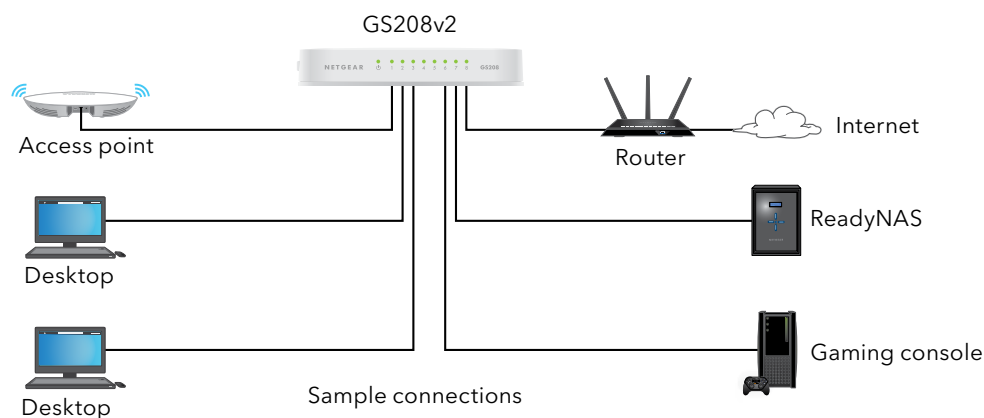
1. Search for **NETGEAR Insight** and download the latest app.



2. Set up a NETGEAR account if you do not have one.
3. Tap the menu in the upper-left corner.
4. Tap **REGISTER ANY NETGEAR DEVICE**.
5. Enter the serial number located on the bottom of the switch, or use the camera on your mobile device to scan the serial number bar code.
6. Tap **GO**.
The switch is registered and added to your account. You can now view the switch in the NETGEAR Insight app.

Note: Because this is an unmanaged switch, you cannot configure or manage it in NETGEAR Insight.

2. Connect the switch



3. Power on the switch

1. Connect the power adapter to the switch and plug it into an electrical outlet.
2. If your switch includes an **On/Off** button, make sure that the button is in the **On** position.



The LEDs indicate the status.

LED	Description
Power	<ul style="list-style-type: none"> • On. The switch is receiving power. • Off. The switch is not receiving power.
Port	<ul style="list-style-type: none"> • Solid green. The switch detected a link with a powered-on device on this port. • Blinking green. The port is sending or receiving traffic. • Off. The switch does not detect a link on this port.



Technical specifications

Specifications	Description
Operating temperature	32°F to 104°F (0°C to 40°C)
FS205v2, FS208v2, GS205v2 power adapter output	5VDC, 0.7A
GS208v2 power adapter output	12VDC, 0.5A

Support


Thank you for purchasing this NETGEAR product. You can visit <https://www.netgear.com/support/> to register your product, get help, access the latest downloads and user manuals, and join our community. We recommend that you use only official NETGEAR support resources.

Si ce produit est vendu au Canada, vous pouvez accéder à ce document en français canadien à <https://www.netgear.com/support/download/>. (If this product is sold in Canada, you can access this document in Canadian French at <https://www.netgear.com/support/download/>.)

For regulatory compliance information including the EU Declaration of Conformity, visit <https://www.netgear.com/about/regulatory/>.

See the regulatory compliance document before connecting the power supply.

Do not use this device outdoors. If you connect cables or devices that are outdoors to this device, see <https://kb.netgear.com/000057103> for safety and warranty information.

 **NETGEAR INTERNATIONAL LTD**
Floor 1, Building 3,
University Technology Centre
Curraheen Road, Cork,
T12EF21, Ireland

© NETGEAR, Inc., NETGEAR and the NETGEAR Logo are trademarks of NETGEAR, Inc. Any non-NETGEAR trademarks are used for reference purposes only.

NETGEAR, Inc.
350 East Plumeria Drive
San Jose, CA 95134, USA