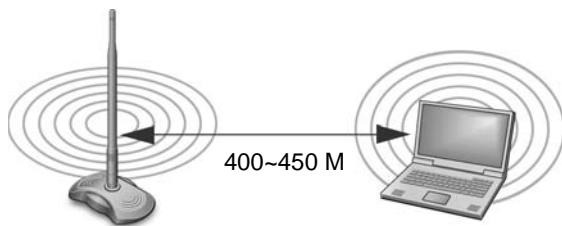


7 dBi Omni-directional Antenna ANT2407



Extended wireless network coverage: 400~450 M. The actual indoor range will be affected by the local environment.



Note: For optimal results in extending wireless range with antenna installations, consult a qualified professional installer service for a site survey and proper installation. For a list of devices approved by the FCC for use with the antenna, see the NETGEAR website at http://tools.netgear.com/legal/fcc_antennas.html.

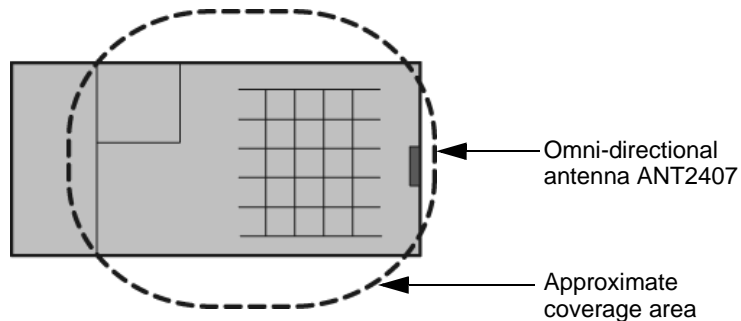
Antenna Placement and Location

Warning: Keep the antenna 15 cm (6 in) away from notebook computers and monitors.



To maximize coverage and performance, place the antenna within the line of sight of your wireless devices. Minimize partitions and objects that block the line of sight if possible. The antenna can be placed on a flat surface, wall mounted, or magnet mounted.


- If wall-mounting, place the antenna on an interior wall above cubicles (cubicles generally include a metal foil). Ideal placement is 2 meters (6.5 feet) high.



- If the wireless access point, router, or gateway, is in an IT room, place the antenna outside the room against a wall and close to the ceiling.

The area close to, behind, or beside the antenna will be covered, because the dynamic range of the WLAN transmitter/receiver and antenna is approximately 100 dB. Even with 20 dB to 40 dB or attenuation, the signal strength is still strong and communication is maintained.

- The antenna has magnets in the base, which can be used to mount it on metal cabinets, white boards, or even the ceiling cross bars (the framework that holds the ceiling panels up).



Installing the Antenna

Turn off your wireless access point, and connect your ANT2407 antenna. Note that the antenna has a RP SMA female reverse connector. If your wireless access point is new, follow the access point installation instructions. If you are upgrading an existing access point, turn it on again.


Wireless Device with 1 Antenna



Wireless Device with 2 Antennas: Replacing the Primary Antenna



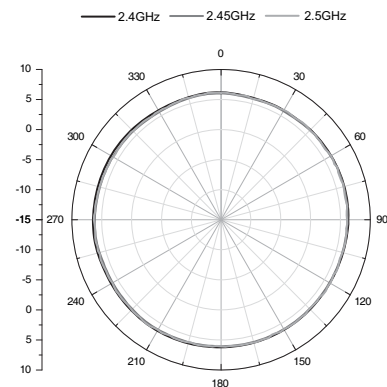
Wireless Device with 2 Antennas: Replacing Both



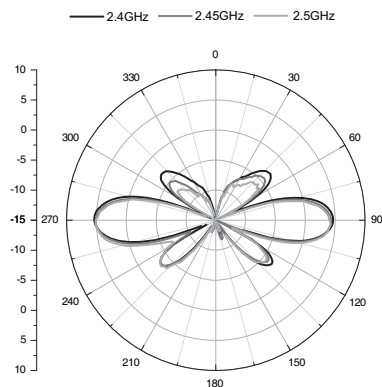
NETGEAR 7 dBi Omni-directional Antenna ANT2407 Specifications	
Frequency range	2.4~2.5GHz
Impedance	50 Ohms
Gain (excluding cable loss)	7 dBi@ 2.45GHz
Operating temperature	-10 to 60° C (14 to 140° F)
Storage temperature	-10 to 70° C (14 to 158° F)
Humidity	95% RH
Radome material	ABS
HPBW/H-plane	360°
HPBW/E-plane	21.6°
Dimensions (l x w x h)	114 x 169 x 302 mm (4.5 x 6.7 x 12 in)
Weight	240 gf
Connector	RP SMA Female Reverse
Warranty	2 year
Impedance	50 +/- 5 Ohms

Radiation Patterns

H-Plane Co-Polarization Patterns



V-Plane Co-Polarization Patterns



Technical Support

Thank you for selecting NETGEAR products.

After installing your device, locate the serial number of your product and use it to register your product at <http://www.NETGEAR.com/register>. Registration is required before you can use our telephone support service. Registration via our website is strongly recommended.

Go to <http://kbserver.netgear.com> for product updates and Web support.

interference to radio communications. However, there is no guarantee that interference will not occur in a particular installation. If this equipment does cause harmful interference to radio or television reception, which can be determined by turning the equipment off and on, the user is encouraged to try to correct the interference by one or more of the following measures: (1) Reorient or relocate the receiving antenna; (2) Increase the separation between the equipment and receiver; (3) Connect the equipment to an outlet or circuit different from that to which the receiver is connected; (4) Consult the dealer or an experienced radio/TV technician for help.

FCC and EU Radiation Exposure Statement

This equipment complies with FCC radiation exposure limits set forth for an uncontrolled environment. To avoid the possibility of exceeding the FCC radio frequency exposure limits, human proximity to the antenna must be less than 20 cm (8 inches) during normal operation.

This device should not be co-located with other transmitters.

For EU, use of any antenna requires careful planning and extra considerations to comply with EU emissions and health standards and regulations. Antenna installation must comply with the maximum level authorized by each country.

Regional Customer Support phone numbers:

All countries 1-888-638-4327	Germany 0180 590 59 59	Mexico 1800 123 1786
Argentina 0800 666 9838	Finland 020 7928590	Netherlands 020 568 2987
Australia 1300 361 254	France 0820 887 177	New Zealand 0800 174600
Austria 0820 555 644	Hong Kong 800 964 605	Norway 800 12 500
Belgium 078 15 06 73	Hungary 1 23 55 353	Poland 22 583 4381
Brazil 0800 761 0021	India 1800-425-4327	Russia 810-800-20931032
Bulgaria + 359 2 97 444 70	Italy 0238 591 018	Singapore 800 6011 369
Canada 1-888-NETGEAR	Ireland 1800 453019	Slovakia 02 5010 2648
Chile 800 472001	Japan 0120-921-080	Spain 90 099 5462
China 800-830-3815	Korea 080-638-4327	Sweden 0770-93 00 33
Columbia 01800-700-2102	Lux (Deu) 0049 180 590 59 59	Switzerland 0848 000 195
Czech Republic 296 335 656	Lux (Fra) 0033 820 88 71 77	Thailand 1800 060 013
Denmark 80 702 666	Malaysia 1800 880 023	UK 0844 875 4000
		US 1-888-NETGEAR



This symbol was placed in accordance with the European Union Directive 2002/96 on the Waste Electrical and Electronic Equipment (the WEEE Directive). If disposed of within the European Union, this product should be treated and recycled in accordance with the laws of your jurisdiction implementing the WEEE Directive.

© 2009 by NETGEAR, Inc. All rights reserved. NETGEAR and the NETGEAR logo are registered trademarks of NETGEAR, Inc. in the United States and/or other countries. Other brand and product names are trademarks or registered trademarks of their respective holders. Information is subject to change without notice.



201-11586-01



February, 2009

Statement of Conditions

In the interest of improving internal design, operational function, and/or reliability, NETGEAR reserves the right to make changes to the products described in this document without notice. NETGEAR does not assume any liability that may occur due to the use or application of the product(s) or circuit layout(s) described herein.

Federal Communications commission (FCC) Compliance Notice: Radio Frequency Notice

This device complies with part 15 of the FCC Rules. Operation is subject to the following two conditions:

1. This device may not cause harmful interference.
2. This device must accept any interference received, including interference that may cause undesired operation.

To comply with FCC regulations, the ANT2407 should only be used with devices that have been FCC approved for use with the NETGEAR ANT2407. Check the NETGEAR website at http://tools.netgear.com/legal/fcc_antennas.html for an updated list of FCC approved devices.

Note: This equipment has been tested and found to comply with the limits for Class B digital devices, pursuant to part 15 of the FCC Rules. These limits are designed to provide reasonable protection against harmful interference in residential installation. This equipment generates, uses, and can radiate radio frequency energy and, if not installed and used in accordance with the instructions, may cause harmful