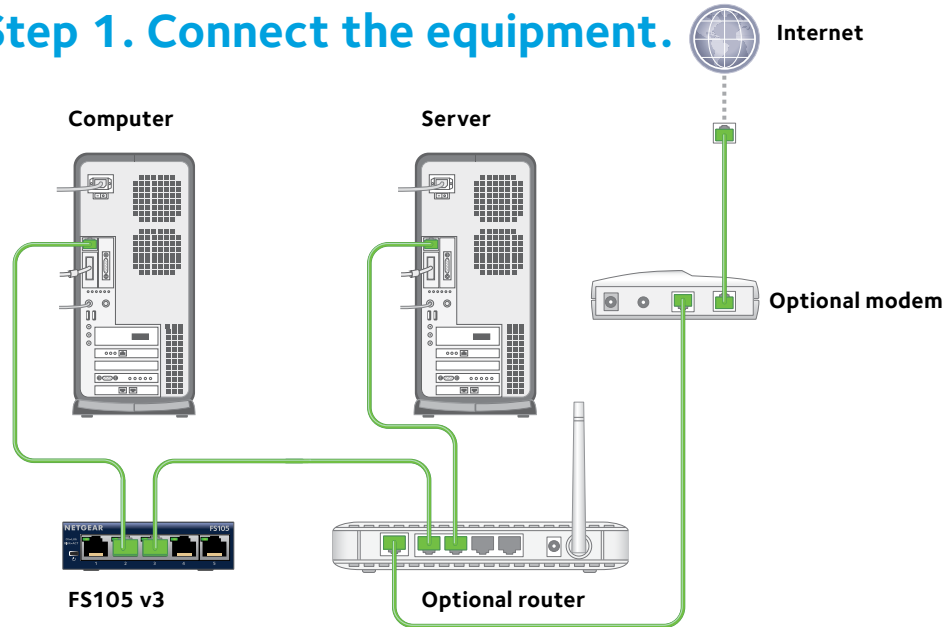


Installation

ProSAFE 5 Port and 8 port 10/100 Switch FS105 v3 FS108 v3




Step 1. Connect the equipment.



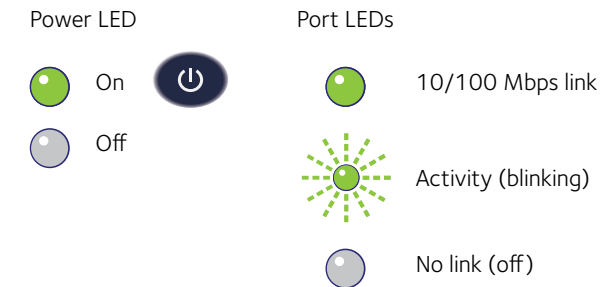
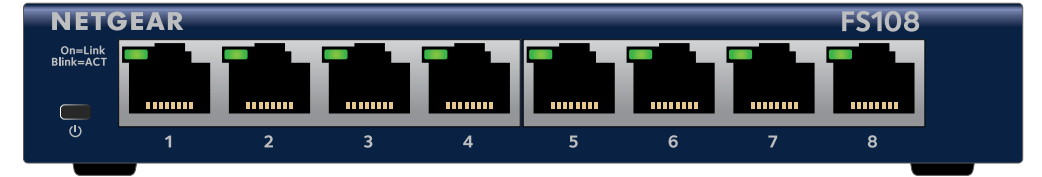
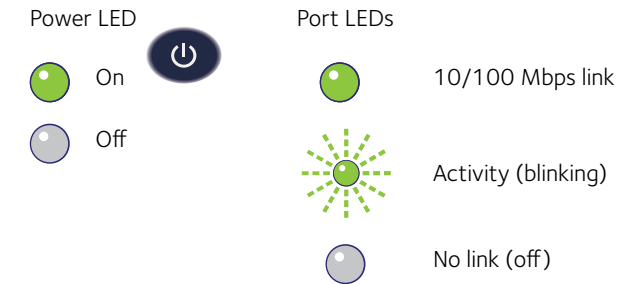
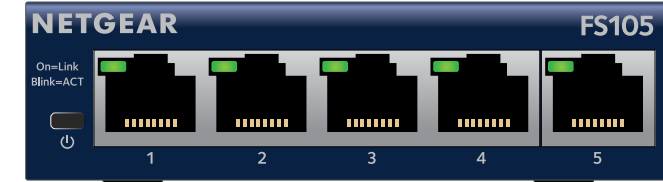
NETGEAR

Step 2. Connect to power and power on.



Note: Move the OFF/ON switch to the **ON** position to provide power to the device.

Step 3. Check the status.



FS105 v3 Specifications

Specification	Description
Network interface	RJ-45 connector for 10BASE-T or 100BASE-TX
Network cable	Category 5 (Cat 5) or better Ethernet cable
Ports	5
Power adapter	12V @ 0.5 A DC input
Power consumption	1W max.
Weight	0.26 kg (0.57 lb)
Dimensions (W x D x H)	100 mm x 94 mm x 27 mm 3.9 in. x 3.7 in. x 1.1 in.
Operating temperature	0–40°C (32–104°F)
Operating humidity	10%–90% relative humidity, noncondensing
Electromagnetic compliance	CE Class B, FCC Class B,
Safety agency approvals	CE mark, CB

FS108 v3 Specifications

Specification	Description
Network interface	RJ-45 connector for 10BASE-T, or 100BASE-TX
Network cable	Category 5 (Cat 5) or better Ethernet cable
Ports	8
Power adapter	12V @ 0.5 A DC input
Power consumption	1.1W max.
Weight	0.5 kg (1.11 lb)
Dimensions (W x D x H)	158 mm x 101 mm x 27 mm 6.2 in. x 4 in. x 1.1 in.
Operating temperature	0–40°C (32–104°F)
Operating humidity	10%–90% relative humidity, noncondensing
Electromagnetic compliance	CE Class B, FCC Class B,
Safety agency approvals	CE mark, CB

Support

Thank you for selecting NETGEAR products.

After installing your device, locate the serial number on the label of your product and use it to register your product at <https://my.netgear.com>.

You must register your product before you can use NETGEAR telephone support. NETGEAR recommends registering your product through the NETGEAR website. For product updates and web support, visit <http://support.netgear.com>.

NETGEAR recommends that you use only the official NETGEAR support resources.

For the current EU Declaration of Conformity, visit http://support.netgear.com/app/answers/detail/a_id/11621/.

For regulatory compliance information, visit <http://www.netgear.com/about/regulatory/>.

See the regulatory compliance document before connecting the power supply.



201-18179-01

June 2014

NETGEAR, Inc.
350 East Plumeria Drive
San Jose, CA 95134, USA

NETGEAR, the NETGEAR logo, and Connect with Innovation are trademarks and/or registered trademarks of NETGEAR, Inc. and/or its subsidiaries in the United States and/or other countries. Information is subject to change without notice. © NETGEAR, Inc. All rights reserved.